



# ARIZONA SOFTBALL™

ATHLETIC MEDIA RELATIONS // Danny Martinez // danny89@email.arizona.edu // O: 520-621-4163 // C: 520-409-1810 // F: 520-621-2681 // arizonawildcats.com

## SUPER REGIONAL NOTES (May 25-26): ARIZONA VS. OKLAHOMA // Norman, Okla.

### 2012 SCHEDULE (38-17)

DATE	OPPONENT	RESULT	SCORE
<b>FEBRUARY</b>			
9	McNeese State!	W	8-1
10	Georgia Tech!	L	2-1
10	(21) Nebraska!	L	11-10
11	Syracuse!	W	11-1 (5)
11	(17) Texas A&M!	L	5-4
12	Cal State Northridge!	W	8-0 (6)
17	Alabama Birmingham#	W	7-0
17	North Dakota#	W	14-2 (5)
18	Western Kentucky#	W	6-4
18	Southern Utah#	W	9-1 (5)
19	Southern Utah#	W	8-0 (5)
23	Fresno State\$	W	9-0 (6)
23	(13) Georgia\$	L	3-0
24	(21) Oklahoma State\$	W	8-0 (6)
25	Fordham\$	W	3-2
25	Syracuse\$	W	5-0
26	Long Beach State\$	W	4-0
<b>MARCH</b>			
2	College of Charleston	W	9-0 (5)
3	College of Charleston	W	8-0 (5)
4	College of Charleston	W	5-0
9	@ (15) Baylor	Rained Out	
10	@ (15) Baylor	Rained Out	
11	@ (15) Baylor	Rained Out	
16	UC Davis^	W	8-0 (6)
16	Iowa^	W	6-1
17	Brigham Young^	Rained Out	
17	(10) Louisiana^	Rained Out	
18	(24) DePaul^	Rained Out	
21	New Mexico State	L	9-5
21	New Mexico State	W	6-3
23	@ (5) Arizona State*	L	4-2 (8)
24	@ (5) Arizona State*	L	9-6
25	@ (5) Arizona State*	L	7-6
27	San Diego State	W	8-0 (5)
28	San Diego State	W	8-6 (8)
30	(13) Stanford*	L	4-1
31	(13) Stanford*	W	9-1 (5)
<b>APRIL</b>			
1	(13) Stanford*	W	3-1
5	@ (4) Washington*	W	2-0
6	@ (4) Washington*	W	5-3
7	@ (4) Washington*	L	7-5
10	Utah*	W	8-0 (6)
10	Utah*	W	3-1
11	Utah*	W	4-2
13	@ (1) California*	L	2-0
14	@ (1) California*	W	8-3
15	@ (1) California*	L	6-0
18	New Mexico	W	8-1
18	New Mexico	W	5-0
27	(16) Oregon*	L	11-7
28	(16) Oregon*	L	12-7
29	(16) Oregon*	W	5-4 (8)
<b>MAY</b>			
4	@ (17) UCLA*	L	10-4
5	@ (17) UCLA*	L	7-2
6	@ (17) UCLA*	W	7-6
10	Oregon State*	W	12-4 (6)
11	Oregon State*	L	4-0
12	Oregon State*	W	3-1
18	North Dakota State~	W	11-0 (5)
19	Notre Dame~	W	7-2
20	Notre Dame~	W	8-3
25	@ (4) Oklahoma+	1:00 p.m.	
26	@ (4) Oklahoma+	11:00 a.m.	
26	@ (4) Oklahoma (if necessary)+	1:30 p.m.	

Home; Neutral site; (NFCA Ranking); ! - Kajikawa Classic // Tempe, Ariz.; # - Hillenbrand Invitational // Tucson; \$ - Cathedral City Classic // Palm Springs, Calif.; ^ - Judi Garman Classic // Fullerton, Calif.; \*Pac-12 Game; ~ - NCAA Regional // Tucson, Ariz.; + - NCAA Super Regional // Norman, Okla. Times local to site

### ARIZONA WILDCATS

**Record:** 38-17  
**Pac-12:** 12-12 (t4th)  
**NFCA Ranking:** 17  
**USA Ranking:** 15  
**RPI Ranking:** 11  
**Head Coach:** Mike Candrea; 1,310-294-2 (27th year)  
**Streak:** W4  
**Last 5:** 4-1  
**Last 10:** 7-3  
**Last 20:** 13-7  
*Team Stats (NCAA)*  
**Batting Avg:** .303 (29th)  
**Home Runs:** 80 (1.45/game - 6th)  
**ERA:** 2.83 (95th)  
**Fld Percentage:** .977 (7th)  
*Individual Leader (NCAA)*  
**Batting Avg:** Hallie Wilson, .354 (t207th)  
**Home Runs:** Shelby Pendley, 19 (t12th)  
**RBI:** Brigette Del Ponte, 56 (1.02/game - 24th)  
**ERA:** Kenzie Fowler, 2.72 (t194th)  
**Strikeouts:** Kenzie Fowler, 178 (8.3/7 - 27th)

### OKLAHOMA SOONERS

**Record:** 48-8  
**Big 12:** 19-5 (1st)  
**NFCA Ranking:** 4  
**USA Ranking:** 4  
**RPI Ranking:** 6  
**Head Coach:** Patty Gasso; 1,022-338-3 (18th year)  
**Streak:** W6  
**Last 5:** 5-0  
**Last 10:** 9-1  
**Last 20:** 16-4  
*Team Stats (NCAA)*  
**Batting Avg:** .321 (9th)  
**Home Runs:** 91 (1.63/game - 3rd)  
**ERA:** 1.19 (1st)  
**Fld Percentage:** .972 (27th)  
*Individual Leader (NCAA)*  
**Batting Avg:** Keilani Ricketts, .406 (43rd)  
**Home Runs:** Lauren Chamberlain, 26 (2nd)  
**RBI:** Lauren Chamberlain, 67 (1.20/game - 7th)  
**ERA:** Keilani Ricketts, 1.05 (5th)  
**Strikeouts:** Keilani Ricketts, 371 (10.8/7 - 2nd)

### Series History

**All-Time:** Arizona, 25-13

**2011:** Oklahoma 4-0

**2011 Results:** 2.12 (Kajikawa Classic - Tempe, Ariz.) Oklahoma 11-1 (5) // 3.17 (Judi Garman Classic - Fullerton, Calif.) Oklahoma 5-3 // 5.28 (Super Regional - Tucson) Oklahoma 6-0 // 5.29 (Super Regional - Tucson) Oklahoma 5-2  
**Streak:** Oklahoma, W4

### THE GAMES

Date	Time (CDT)	Opponent	Location
Friday, May 25	1:00 p.m.	No. 4 Oklahoma	OU Softball Complex (1,000)
Saturday, May 26	11:00 a.m.	No. 4 Oklahoma	OU Softball Complex (1,000)
Saturday, May 26	(if necessary)	No. 4 Oklahoma	OU Softball Complex (1,000)

### FOLLOW THE GAMES

**T.V.:** Friday's game will be televised by ESPNU and Saturday's action will be broadcast on ESPN. All games simulcast on ESPN3.com.

**Live Stats:** Find Gametracker link for all Super Regional games at <http://www.ncaa.com/brackets/softball/d1>

**Live Updates:** Twitter: @UA\_Softball (twitter.com/ua\_softball) & Facebook: Arizona Athletics (facebook.com/arizonaathletics)

### PROBABLE STARTERS

No.	Name (Bats)	Pos.	Year	Hometown (Last School)	GP/GS	Avg.	HR	RBI
15	Karissa Buchanan (LH)	LF	Sr.	Tucson, Ariz. (Sabino H.S.)	41/41	.345	0	7
17	Hallie Wilson (LH)	CF	Fr.	Santa Ana, Calif. (Foothill H.S.)	49/49	.354	2	28
4	Brigette Del Ponte (RH)	3B	Jr.	Peoria, Ariz. (Sunrise Mountain H.S.)	49/49	.326	15	56
90	Lini Koria (RH)	C	Sr.	Carson, Calif. (San Pedro H.S.)	49/49	.317	16	35
21	Shelby Pendley (LH)	SS	Fr.	Rio Rancho, N.M. (Rio Rancho H.S.)	49/49	.339	19	55
77	Chelsea Goodacre (LH)	DP	Fr.	Temecula, Calif. (Temecula Valley H.S.)	47/46	.262	8	24
9	Jessica Spigner (RH)	1B	Sr.	Santa Clarita, Calif. (Tennessee)	49/49	.257	9	33
5	Kristen Arriola (RH)	2B	Sr.	Garden Grove, Calif. (Pacifica H.S.)	47/47	.265	9	33
3	Chelsea Suits (LH)	RF	RS Fr.	Elk Grove, Calif. (Elk Grove H.S.)	47/47	.313	0	11

### RESERVES

No.	Name (Bats)	Pos.	Year	Hometown (Last School)	GP/GS	Avg.	HR	RBI
00	Nicole Bryan (LH)	OF	RS Sr.	Tucson, Ariz. (Central Arizona)	35/10	.179	0	3
7	Alex Lavine (RH)	UT	So.	Glendale, Ariz. (Mountain Ridge H.S.)	40/4	.130	1	5
2	Baillie Kirker (RH)	DP	Jr.	La Crescenta, Calif. (Crescenta Valley H.S.)	20/4	.211	1	9
88	Samantha Davis (LH)	3B	Fr.	Scottsdale, Ariz. (Chaparral H.S.)	36/0	.000	0	0

### PITCHERS

No.	Name	Pos.	Year	W-L	ERA	BAA	SO	IP
19	Kenzie Fowler	RHP	Jr.	15-8	2.72	.212	178	149.1
12	Shelby Babcock	RHP	So.	21-9	2.92	.238	157	189.1
9	Jessica Spigner	RHP	Sr.	2-0	2.88	.273	4	17.0

**QUICK FACTS**

**GENERAL INFORMATION**

Location ..... Tucson, Ariz.  
 Enrollment ..... 38,800  
 Nickname ..... Wildcats  
 Colors ..... Cardinal and Navy  
 Conference ..... Pacific-12  
 Home Field ..... Hillenbrand Stadium (2,956)  
 President ..... Dr. Eugene Sander  
 Athletics Director ..... Greg Byrne  
 Faculty Representative ..... Jory Hancock  
 SWA/Senior Assoc. A.D. .... Rocky LaRose

**COACHING STAFF**

**Head Coach** ..... **Mike Candrea**  
 Alma Mater ..... Arizona State '78  
 Year at Arizona ..... 27th year  
 Division I Record ..... 1,310-294-2 (.816)  
 Record at Arizona ..... Same  
 Phone ..... (520) 621-4920  
**Assistant Coach** ..... **Larry Ray**  
 Alma Mater ..... Idaho State '74  
 Year at Arizona ..... 21st year (87-96, 02-12)  
 Phone ..... (520) 621-2664  
**Assistant Coach** ..... **Stacy Iveson**  
 Alma Mater ..... Arizona '90  
 Year at Arizona ..... 8th year (96-01, 12)  
 Phone ..... (520) 621-8208  
**Volunteer Assistant Coach** ..... **Candace Abrams**  
 Alma Mater ..... Arizona '04  
 Year at Arizona ..... 2nd Year

**2011 IN REVIEW**

2011 Record ..... 43-18  
 2011 Pac-10 finish ..... 11-10 // 3rd  
 2011 Postseason record ..... 3-2  
 Postseason finish ..... Tucson Super Regional

**2012 PREVIEW**

**All-American Returnees**

2nd Team ..... Kenzie Fowler, Brigette Del Ponte

**All-Pac-10 Returnees**

1st Team ..... Brigette Del Ponte  
 2nd Team ..... Kenzie Fowler  
 Honorable Mention ..... Kristen Arriola, Lini Korja  
 Position Starters Returning/Lost ..... 5/3  
 Pitchers Returning/Lost ..... 2/0  
 Letterwinners returning/Lost ..... 10/10

**MEDIA RELATIONS**

Media Relations Director ..... Tom Duddleston, Jr.  
 Softball Contact ..... Danny Martinez  
 Email ..... danny89@email.arizona.edu  
 Cell Phone ..... (520) 409-1810  
 Media Relations Phone ..... (520) 621-4163  
 Media Relations Fax ..... (520) 621-2681  
 Media Relations Mailing Address  
 Danny Martinez  
 McKale Center, Room 106  
 University of Arizona  
 Tucson, AZ 85721-0096  
 Press Box Phone ..... (520) 621-7496  
 Website ..... www.arizonawildcats.com

**INTERVIEW POLICY**

**Practice:** Players and coaches are available to the media 30 minutes prior to the start of each practice. Contact Danny Martinez for practice times.

**Post Game:** Players and coaches are available on the field after each home game. Find Danny Martinez with interview requests. Players are available only after game two of a doubleheader.

**THIS WEEK:** For the eighth straight season, Arizona has advanced to NCAA Super Regional, half of those appearances competed against Oklahoma. The Cats and the Sooners have met three times previously in the round, all in Tucson. Arizona swept the Sooners in 2005, beat the Sooners two games to one in 2008 while Oklahoma swept the Wildcats in 2011. 2012 marks the 26th consecutive season that Arizona has competed in NCAA action. The Wildcats, who are 151-43 all-time in the NCAA Championship, are 78-6 in regional play and still have not lost a regional game since Super Regionals were implemented after the three-game sweep of the Tucson Regional last weekend. With a win this weekend, Arizona will move to the Women's College World Series for the 23rd time in 25 years. The Cats are 12-5 in Super Regionals and 61-32 in WCWS games all-time, including eight national championships. The Sooners have won four straight contests against Arizona, all in 2011, including a Super Regional sweep. All-time, UA holds a 25-13 advantage. The teams have split 10 games in NCAA action.

**OPPONENT**

**Oklahoma:** The Sooners (48-8, 19-5 Big 12) are ranked fourth by both the NFCA and USA Softball and earned the fourth seed in the NCAA Softball Championship. Oklahoma, the Big 12 Champion, is a winner of six in a row and 11 of its last 12 games. The Sooners have belted a program-best 91 home runs and bat .321 as a team. In the circle, OU boasts a stellar 1.19 team ERA. Oklahoma has outscored its opponents this season 367-75. Oklahoma is led both in the circle and at the plate by Keilani Ricketts. At the dish, Ricketts is hitting .406, 15 home runs, 13 doubles, 43 RBI and has an .841 slugging percentage. On the slab, Ricketts is 31-7 with a 1.05 ERA and 371 strikeouts in 240.2 innings pitched. Georgia Casey (.393 avg, 9 HR, 9 2B, 31 RBI) and Laura Chamberlain (.353 avg, 26 HR, 67 RBI, 2 2B, 1 3B, .865 slg%). Pitcher Michelle Gascoigne chipped in this season with a 16-1 record, 1.49 ERA, 139 strikeouts and 103.2 innings pitched.

**HEAD COACH MIKE CANDREA:** Arizona head coach Mike Candrea is in his 27th year at the helm of the Arizona softball program with a career record of **1,310-294-2 (.816)**. A winner of eight national championships (1991, 1993, 1994, 1996, 1997, 2001, 2006, 2007), Arizona has made 22 trips to the Women's College World Series under his guidance, missing just twice in the last 24 years (2004, 2011). In 2012, Candrea became the sport's fastest ever, and second all-time, to reach 1,300 wins. Under Candrea, Arizona has a spectacular postseason record of **151-43**. An even 50 All-Americans with a staggering 90 total citations have played in the program since Candrea took over.

**THE RANKINGS:** Arizona finished the regular season ranked 17th in the USA Today/NFCA Division I Top 25 Poll and 15th in the ESPN.com/USA Softball Collegiate Top 25. The Wildcats started the season ranked eighth in both polls (its highest ranking of the season) and finished 2011 ranked 11th in both.

**RECENT RESULTS:** The Wildcats cruised to three wins in the Tucson Regional, outscoring its opponents 26-5 and earning a trip to the NCAA Super Regional. UA run-ruled North Dakota State 11-0 before taking a pair of five-run games vs. Notre Dame, 7-2 and 8-3. Brigette Del Ponte went 7-for-9 (.778) with a home run, a triple, five RBI, three steals and five runs scored during the weekend. Kristen Arriola (.600) and Karissa Buchanan (.500) each batted at least .500 for the regional.

Friday, May 18: Cats Take NCAA Opener in Five, 11-0 - Region top-seed Arizona used a big inning to beat North Dakota State, 11-0, in first-round action of the NCAA Softball Championship regional Friday evening and move on in the Tucson winner's bracket.

The Cats made the most of five hits in the five-inning game, two of them by senior second baseman Kristen Arriola to drive in six runs.

Saturday, May 19: Cats Move to Regional Title Round - Arizona moved into the NCAA Regional championship game with a 7-2 victory over Notre Dame in Saturday afternoon softball playoff action at Hillenbrand Stadium.

Brigette Del Ponte went 4-for-4 with a home run and four RBI. Her first-inning home run, her 15th of the season, gave Arizona a lead it would not give up.

Sunday, May 20: Cats Off to Super Regionals - Arizona (38-17) socked 14 hits to beat Notre Dame (40-16), 8-3, to win the NCAA Softball Championships regional here and earn a trip to Norm an, Okla., for a Super Regional against the Oklahoma Sooners next weekend.

Arizona, the No. 13 seed in the NCAA Championships, meets the No. 4 seed Sooners (48-8) in the first game of the Super Regional at 11 a.m. (MST/PDT) Friday, with the second and potential final game in the best-of-three series slated to start at 9 a.m. (MST/PDT) Saturday. Friday's game will be televised by ESPNU and Saturday's action will be on ESPN.

Shelby Babcock (21-9) gave up seven hits against the Irish, walked one and struck out three for a steady performance in the circle and her teammates clouted four home runs, two by Chelsea Goodacre, to keep UA on top.

**RECENT RESULTS AT THE NCAA SUPER REGIONAL:** Oklahoma swept the Cats with ease in 2011, denying Mike Candrea his 22nd straight trip to the Women's College World Series. The Sooners scored the first 11 runs of the series before Arizona plated two in the final inning of the series to avoid being completely shut out. OU took game one 6-0 and game two 5-2 despite only out-hitting Arizona 16-15 combined in the series.

May 27, 2011: Cats Fall to Oklahoma in Super Regional Opener - Arizona had plenty of opportunities, but could not score a run against Oklahoma and ace Keilani Ricketts. The Cats fell to the Sooners 6-0 and pushed UA to the brink of elimination. Arizona will have to win twice Saturday to earn a trip to the Women's College World Series.

**QUICK HITS**

Overall Record .....	38-17
Pac-12 Record .....	12-12
Home Record .....	24-5
Road Record .....	4-8
Neutral Record.....	10-4
Streak .....	Won 4
Last 5 Games .....	4-1
Last 10 Games.....	7-3
Day Record.....	26-8
Night Record .....	12-9

**RANKINGS**

USA Today/NFCA Ranking.....	17th
ESPN.com/USA Softball Ranking .....	15th

**ACTIVE HITTING STREAKS (Season Long)**

Karissa Buchanan .....	6 games (6)
Brigette Del Ponte .....	4 games (6)
Kristen Arriola .....	4 games (5)
Shelby Pendley.....	2 games (10)
Hallie Wilson .....	2 games (8)
Jessica Spigner .....	2 games (4)
Chelsea Suitos.....	1 game (9)
Lini Korla .....	1 game (8)
Chelsea Goodacre .....	1 game (5)

**MULTIPLE HIT GAMES**

Hallie Wilson .....	18 games
Brigette Del Ponte .....	17 games
Shelby Pendley.....	13 games
Chelsea Suitos.....	13 games
Lini Korla .....	12 games
Chelsea Goodacre .....	11 games
Jessica Spigner .....	9 games
Kristen Arriola .....	9 games
Karissa Buchanan .....	8 games
Nicole Bryan .....	1 game

**MULTIPLE RBI GAMES**

Shelby Pendley.....	15 games
Brigette Del Ponte .....	14 games
Jessica Spigner .....	8 games
Lini Korla .....	8 games
Chelsea Goodacre .....	7 games
Hallie Wilson .....	7 games
Kristen Arriola .....	6 games
Baillie Kirker.....	2 games
Chelsea Suitos.....	1 game
Alex Lavine.....	1 game

**UNIFORM RECORDS (Top/Bottom)**

White/White .....	16-3
Gray/Gray .....	8-7
Red/White .....	7-3
Blue/White .....	4-0
Blue/Blue .....	3-4

**ARIZONA VS. THE CONFERENCES**

Atlantic 10 .....	1-0 (1.000)
ACC .....	0-1 (.000)
Big 10 .....	1-1 (.500)
Big-12.....	1-1 (.500)
Big East.....	4-0 (1.000)
Big West .....	3-0 (1.000)
Conference USA .....	1-0 (1.000)
Great West.....	1-0 (1.000)
Mountain West .....	4-0 (1.000)
Pac-12 .....	12-12 (.500)
SEC.....	0-1 (.000)
Southern.....	3-0 (1.000)
Southland.....	1-0 (1.000)
The Summit League .....	3-0 (1.000)
Sun Belt.....	1-0 (1.000)
WAC.....	2-1 (.667)

Arizona stranded the bases loaded twice and left two on twice more. The Wildcats notched nearly as many hits, seven to Oklahoma's eight, but could not string enough together to plate a run.

Lauren Schutzler and Kristen Arriola had a couple of hits apiece in the loss.

May 28, 2011: UA Suffers Season-Ending Loss to OU - Mike Candrea coached teams had made 21 straight Women's College World Series before Oklahoma came to town for this weekend's Super Regional. The Sooners needed just two games to keep Candrea from making his 22nd straight WCWS appearance and Arizona from making its 23rd appearance in the last 24 years. Oklahoma beat Arizona 5-2 on Saturday to finish off the Cats after beating them 6-0 on Friday.

Assistant Coach Larry Ray coached the teams in 2004 and 2008 while Coach Candrea coached Team USA. Ray guided the Cats to a WCWS in 2008 but failed to take the team in 2004.

The Cats dropped their first Super Regional in the round's history, falling to 6-1 in the round, posting an overall record of 12-5 in the games.

Much like Friday, Arizona had its chances. It left 11 runners on base and was 0-for-9 with runners in scoring position. UA got its hits, but hardly ever in the right spots. UA and Oklahoma each had eight hits.

Arizona's lone runs of the Super Regional came in its last trip to the plate of the weekend, off a two-run Lini Korla home run with two out in the visiting half of the seventh.

UA finished the season 43-18. The 18 losses tie for the third most in Candrea's tenure at the UA (The 2008 and 1989 teams lost 19 games apiece). The 43 wins are the second most since 1987 (The 2008 team won 41 games).

**RECENT RESULTS VS. OKLAHOMA:** In addition to Arizona's two meetings with Oklahoma in the Super Regional, the Cats and the Sooners met twice during the 2011 regular season. OU also won those games by margins on 11-1 (5) and 5-3.

February 12, 2011: Oklahoma Hands Arizona its First Loss of Season - In just her second collegiate start, Shelby Babcock had the task of facing the No. 9 team in the nation, Oklahoma (4-0). The Sooners got to Babcock for 11 runs on 10 hits and Oklahoma dominated Arizona 11-1 in five innings.

It was a rare combination of poor offense and poor defense, as Oklahoma ace Keilani Ricketts had as many hits herself as she limited the Wildcats to as a team, two.

March 17, 2011: UA Falls to Oklahoma at Judi Garman - No. 7 Arizona dropped its first game at the Judi Garman Classic, failing to get revenge vs. No. 9 Oklahoma (24-6), a team that beat it 11-1 in five innings earlier in the game.

The UA registered just five hits and had only one hit through the first four innings. Only one Wildcat had more than one hit: Karissa Buchanan with two.

**NEXT WEEK:** Arizona and Oklahoma battle for the right to advance to the Women's College World Series. Arizona is hoping to get to its 23rd WCWS in the last 25 years. The Women's College World Series is held May 31-June 6 in Oklahoma City.

**IN NCAA ACTION:** Here are current Wildcats' stats in NCAA action. In the last four years, UA is 20-8 in the tournament.

Buchanan, Karissa	.442 (34-for-77)	8 RBI	0 HR	1 2B	0 3B
Korla, Lini	.363 (29-for-80)	27 RBI	5 HR	5 2B	0 3B
Del Ponte, Brigette	.355 (22-for-62)	16 RBI	3 HR	4 2B	1 3B
Wilson, Hallie	.333 (4-for-12)	2 RBI	0 HR	0 2B	0 3B
Arriola, Kristen	.317 (20-for-63)	18 RBI	1 HR	5 2B	0 3B
Goodacre, Chelsea	.300 (3-for-10)	3 RBI	2 HR	0 2B	0 3B
Spigner, Jessica	.250 (2-for-8)	1 RBI	1 HR	0 2B	0 3B
Lavine, Alex	.250 (3-for-12)	2 RBI	0 HR	0 2B	0 3B
Pendley, Shelby	.222 (2-for-9)	2 RBI	1 HR	0 2B	0 3B
Suitos, Chelsea	.200 (1-for-5)	1 RBI	0 HR	0 2B	0 3B
Bryan, Nicole	.000 (0-for-2)				

Babcock, Shelby	2-0	1.75 ERA	11 K	16 IP
Fowler, Kenzie	11-5	2.50 ERA	123 K	108 IP

**FREE BASES:** Arizona has struggled all season by allowing free bases to the opposition, with bases on balls being the most frequent reason; the Cats have walked 190 batters, 132 more than Oklahoma. However, in the last six games, Arizona has strayed from that trend. Here's a breakdown of Arizona's last 12 games: 4/27-5/6 (6 games): 50 free bases (35 BB, 5 HBP, 10 E) 5/10-5/20 (6 games): 13 free bases (5 BB, 3 HBP, 5 E)

**RECORD WHEN...**

Total.....	38-17	Opp. scores first.....	11-8
Conference.....	12-12	After 4 leading.....	30-4
Non-Conf.....	26-5	After 4 trailing.....	4-11
Home.....	24-5	After 4 tied.....	4-2
Away.....	4-8	After 5 leading.....	23-1
Neutral.....	10-4	After 5 trailing.....	2-13
Day.....	25-8	After 5 tied.....	4-3
Night.....	13-9	After 6 leading.....	20-0
vs Left.....	2-1	After 6 trailing.....	1-15
vs Right.....	36-16	After 6 tied.....	2-2
1-Run games.....	3-4	Hit 0 home runs.....	7-9
2-Run games.....	8-3	Hit 1 home run.....	12-2
5+Run games.....	25-4	Hit 2+ home runs.....	19-6
Extra inns.....	2-1	Opponent 0 home runs.....	26-5
Shutouts.....	16-4	Opponent 1 home run.....	10-4
Scoring 0-2 runs.....	1-8	Opponent 2+ HRs.....	2-8
Scoring 3-5 runs.....	11-4	Made 0 errors.....	28-6
Scoring 6-9 runs.....	22-4	Made 1 error.....	7-5
Scoring 10+ runs.....	4-1	Made 2+ errors.....	3-6
Opponent 0-2 runs.....	29-2	Opp. made 0 errors.....	5-6
Opponent 3-5 runs.....	7-5	Opp. made 1 error.....	12-6
Opponent 6-9 runs.....	2-6	Opp. made 2+ errors.....	21-5
Opponent 10+ runs.....	0-4	Out-hit opponent.....	31-4
Scored in 1st inning.....	15-7	Out-hit by opponent.....	4-11
Scores first.....	27-9	Hits are tied.....	3-2

**TEAM GAME HIGHS**

**Batting**

At bats:	35	Oregon (Apr 29, 2012)
Runs scored:	14	North Dakota (Feb 17, 2012)
Hits:	15	Oregon State (May 10, 2012)
RBI:	12	North Dakota (Feb 17, 2012)
Doubles:	5	Col. of Charleston (Mar 02, 2012)
Triples:	1	Stanford (Mar 30, 2012)
Home runs:	5	New Mexico (Apr 18, 2012)
Total bases:	26	Oregon State (May 10, 2012)
Walks:	9	Long Beach State (Feb 26, 2012)
Strikeouts:	10	Texas A&M (Feb 11, 2012)
Sac hits:	4	Texas A&M (Feb 11, 2012)
Sac flies:	1	(7 times)
Stolen bases:	6	Col. of Charleston (Mar 04, 2012)
Hit by pitch:	4	UC Davis (Mar 16, 2012)
Caught Stealing:	1	(4 times)
Runners LOB:	12	Long Beach State (Feb 26, 2012)
Hit into DP:	2	Syracuse (Feb 25, 2012)

**Fielding**

Putouts:	24	San Diego State (Mar 28, 2012)
Assists:	13	Washington (Apr 05, 2012)
Errors:	5	Oregon (Apr 28, 2012)
Passed balls:	2	(4 times)
DPs turned:	2	Western Kentucky (Feb 18, 2012)

**Pitching**

Innings pitched:	8.0	San Diego State (Mar 28, 2012)
Runs allowed:	12	Oregon (Apr 28, 2012)
Earned runs:	11	Oregon (Apr 28, 2012)
Walks allowed:	10	Arizona State (Mar 24, 2012)
Strikeouts:	12	Col. of Charleston (Mar 02, 2012)
Hits allowed:	13	Oregon (Apr 28, 2012)
Doubles allowed:	3	Oregon (Apr 27, 2012)
Triples allowed:	1	(4 times)
Homers allowed:	3	New Mexico State (Mar 21, 2012)
Wild pitches:	3	CSUN (Feb 12, 2012)
Hit batters:	2	(5 times)

**PLAYER NOTES**

**Karissa Buchanan:** Is on a six game hitting streak in which she is batting .650 (13-for-20) with three RBI, seven runs scored and four stolen bases. After an underwhelming start to the season, Buchanan has come on strong. The senior has had a hit in 14 of Arizona's last 17 games and is batting .471 in that span. The game prior to the beginning of the 17-game stretch, Buchanan's average bottomed out at .242 on April 10. The senior is Candrea's new leadoff hitter; Buchanan had never led off for Arizona in her previous 200 career starts before leading off each of Arizona's three NCAA games. In 77 career NCAA at-bats, Buchanan has compiled an impressive .442 batting average. Her postseason average is 78 points better than her career average of .364.

**Shelby Pendley:** Hit her 19th home run of the season on Sunday, one of her two hits on the weekend. The figure is already good for t18th on Arizona's all-time list. Pendley needs three more to break the freshman homer record, set by Brigitte Del Ponte (21) in 2010.

**Brigitte Del Ponte:** Went 7-for-9 (.778) including 7-for-her-first-7 in the NCAA Regional with a home run, a triple, five RBI, three stolen bases and five runs scored. On the season, BDP has 31 extra base hits (14 2B, 2 3B, 15 HR) while she has hit just 21 singles on the season. For her career, Del Ponte has 98 XBH (45 2B, 1 3B, 52 HR) and only 73 singles. Just a junior, Del Ponte is already on the career top-10 list in home runs with 50. Additionally, Del Ponte, who set the single-season record with 23 doubles in 2011, is one shy of breaking the top-10 in two-baggers as well.

**Kristen Arriola:** Recorded six RBI against North Dakota State on Friday to tie a career high. Arriola hit a grand slam in the contest, her third of the season; the rest of the team have a combined two grand slams (both by Brigitte Del Ponte). In the three games this weekend, Arriola hit .600 with two doubles and a home run.

**LEARNING QUICKLY:** Freshmen lead the team in batting average (Wilson - .354), at-bats (Wilson - 181), hits (Wilson - 64), home runs (Pendley - 19), total bases (Pendley - 121), slugging percentage (.720), hit-by-pitch (Goodacre - 10) and sacrifice hits (Suitos - 9).

**MAKING THE PLAYS:** The Wildcats boast a fielding percentage of .977, which would be tied for fourth best in school history if kept up. That said, the Wildcats have had trouble on that side of the ball recently. Arizona led the nation in fielding percentage for much of the year, but have faltered since. The Cats have committed 15 errors in the past 12 games. That is more than half of the total errors Arizona had in the previous 43 games (19). Still, UA has committed only 34 total errors on the season, currently tied with the 2001 team for the fewest in program history.

**SUCCESSFUL SWIPES:** Arizona has collected 57 stolen bases on 62 attempts this season, a 92% success rate. Arizona stole seven bases in regional. The 57 swipes are already more than the last four seasons when the Cats stole 37 bases in 2011, 36 in 2010, 29 in 2009 and 43 in 2008. Fifty-seven will not touch the school record of 136 set in 1998, but still a high number in the current context. The only five caught-stealings has the potential to set a Wildcat record for fewest CS's. The 2009 (29-for-36) and 1986 (11-for-18) squads were each caught seven times. The four runners caught stealing are best in the conference. Karissa Buchanan (20-for-20) leads the team and is tied for third in the conference.

**FINAL PAC-12 STANDINGS**

Team	Pac-12	Overall
1. California	21-3	50-4
2. Arizona State	18-4	46-7
3. Oregon	13-9	39-15
4. UCLA	12-12	36-18
<b>ARIZONA</b>	<b>12-12</b>	<b>35-17</b>
6. Stanford	11-13	38-17
7. Oregon State	9-14	34-21
8. Washington	7-16	36-17
9. Utah	2-22	28-28

**USA TODAY/NFCA TOP 25**

Rank	Team	Record	Totals	Last Poll
1	California (30)	50-4	750	1
2	Arizona St.	46-7	705	2
3	Alabama	50-7	700	3
<b>4</b>	<b>Oklahoma</b>	<b>45-8</b>	<b>662</b>	<b>4</b>
5	Tennessee	46-10	614	5
6	Florida	46-11	591	7
7	La.-Lafayette	49-4	562	6
8	Texas	42-10	538	8
9	Louisville	53-3	509	9
10	Missouri	43-12	475	10
11	Georgia	41-15	448	11
12	Oregon	39-15	427	13
13	Hawai'i	44-7	377	11
14	Texas A&M	39-16	354	16
15	UCLA	36-18	335	14
16	Stanford	38-17	309	15
<b>17</b>	<b>ARIZONA</b>	<b>35-17</b>	<b>284</b>	<b>17</b>
18	Washington	36-17	243	18
19	USF	45-11	189	19
20	Florida St.	46-14	161	20
21	Michigan	39-15	141	22
22	North Carolina	41-13	135	21
23	Baylor	33-20	70	23
24	Texas Tech	40-15	65	25
25	Syracuse	40-14	30	24

**ESPN.COM/USA SOFTBALL TOP 25**

Rank	Team	Record	Totals	Last Poll
1.	California (20)	50-4	500	1
2.	Arizona State	46-7	469	2
3.	Alabama	50-7	466	3
<b>4.</b>	<b>Oklahoma</b>	<b>45-8</b>	<b>443</b>	<b>4</b>
5.	Tennessee	46-10	409	5
6.	Florida	46-11	397	7
7.	Louisville	53-3	348	8
8.	Texas	42-10	339	10
9.	Missouri	43-12	338	9
10.	La.-Lafayette	49-4	336	6
11.	Georgia	41-15	302	11
12.	Oregon	39-15	297	12
13.	Texas A&M	39-16	275	14
14.	UCLA	36-18	227	15
<b>15.</b>	<b>ARIZONA</b>	<b>35-17</b>	<b>222</b>	<b>16</b>
16.	Hawaii	44-7	212	13
17.	Stanford	38-17	159	17
18.	Washington	36-17	140	18
19.	Michigan	39-15	96	23
20.	Florida State	46-14	94	19
21.	North Carolina	41-13	84	21
22.	South Florida	45-11	79	20
23.	Texas Tech	40-15	70	22
24.	Oregon State	34-21	41	24
25.	Tulsa	41-12	35	NR

**ARIZONA IN THE RANKINGS**

Week	NFCA	USA	Week	NFCA	USA
Pre	8	8	8	17	16
1	16	16	9	13	13
2	15	16	10	13	12
3	15	14	11	13	11
4	13	13	12	15	13
5	13	13	13	17	16
6	14	13	14	17	15
7	19	17			

**ALL-TIME TOP-10 (Season)**

**DOUBLES**

	<b>2B</b>	<b>Year</b>
1. <b>Brigette Del Ponte</b>	<b>23</b>	<b>2011</b>
2. Leah O'Brien	21	1995
Lovieanne Jung	21	2003
4. K'Lee Arredondo	19	2008
Brittany Lastrapes	19	2009
6. Jenny Dalton	18	1994
7. Five tied	17	
Brigette Del Ponte	14	2012

**HOME RUNS**

	<b>HR</b>	<b>Year</b>
1. Laura Espinoza rh	37	1995
2. Stacie Chambers lh	31	2009
3. Laura Espinoza rh	30	1994
4. Jenny Dalton rh	28	1995
5. Jenny Dalton rh	25	1996
Leah Braatz rh	25	1998
Toni Mascarenas rh	25	2001
Lovieanne Jung rh	25	2003
9. Jenae Leles rh	23	2009
10. Five tied	21	
Shelby Pendley	19	2012

**RUNS BATTED IN**

	<b>RBI</b>	<b>Year</b>
1. Laura Espinoza	128	1995
2. Jenny Dalton	109	1996
3. Leah Braatz	100	1998
4. Jenny Dalton	98	1995
5. Leticia Pineda	96	1996
Stacie Chambers	96	2009
7. Laura Espinoza	95	1994
8. Jenny Dalton	91	1994
9. Toni Mascarenas	84	2001
10. <b>Brigette Del Ponte</b>	<b>80</b>	<b>2010</b>
Brigette Del Ponte	56	2012

**WALKS**

	<b>BB</b>	<b>Year</b>
1. Jenny Dalton	64	1996
2. Stacie Chambers	62	2010
3. Jenny Dalton	59	1995
4. Lovieanne Jung	55	2003
5. Leah Braatz	53	1998
6. Leah Braatz	45	1997
7. Leah Braatz	44	1995
Lovieanne Jung	44	2002
9. Leneah Manuma	41	2002
Jenae Leles	41	2009
Jessica Spigner	31	2012

**VICTORIES**

	<b>W-L</b>	<b>Year</b>
1. Taryne Mowatt	42-12	2007
2. Alicia Hollowell	41-4	2004
3. Alicia Hollowell	40-5	2003
4. <b>Kenzie Fowler</b>	<b>38-9</b>	<b>2010</b>
5. Nancy Evans	36-2	1997
Nancy Evans	36-2	1998
7. Carrie Dolan	35-6	1996
8. Jennie Finch	34-6	2002
9. Susie Parra	33-1	1994
Carrie Dolan	33-2	1995
Shelby Babcock	21-9	2012

**STRIKEOUTS**

	<b>SO</b>	<b>Year</b>
1. Taryne Mowatt	522	2007
2. Alicia Hollowell	508	2004
3. Alicia Hollowell	446	2005
4. Alicia Hollowell	420	2006
5. Taryne Mowatt	413	2008
6. Alicia Hollowell	394	2003
7. <b>Kenzie Fowler</b>	<b>371</b>	<b>2010</b>
8. Jennie Finch	366	2002
9. Becky Lemke	314	2000
10. Jennie Finch	279	2001
Kenzie Fowler	178	2012

**HEATING UP:** In the last six weeks, Arizona has averaged 8.7 hits per game, including nine double-digit hit games. This came on the heels of a March lull when Arizona went 16 games without cracking double-digit hits and averaged 6.5 hits per game.

**DOMINATION:** For teams that swept their regional, Arizona (21) and Oklahoma (28) compiled the two highest margins of victory in the regional round.

**FORTY:** For the fun of it, assume Arizona's rained out and canceled games – a three-game series at Baylor and Garman Classic games against BYU, Louisiana and DePaul in Fullerton – got played. UA was on a seven-game winning streak when it poured in Waco, and on a nine-game winning streak when skies messed up the action in Fullerton. At any rate the missing games are one reason UA may not have reached the 40-victory plateau last weekend. Arizona had 40 victories or more in 25 consecutive seasons from 1987-2011, and it has a chance to do so again.

**300 ISN'T EASY:** Arizona's .303 team batting average would be its 17th above the .300 level in the last 20 years if it can find a way to get something like at least 14 hits in Norman this weekend – a real challenge against Keilani Ricketts, who gave up five hits in 17 innings pitched last weekend in three Regional games against Lehigh, Tulsa and Oregon State. UA was below .300 in 1992 (.265), above the mark for nine years, hit .291 in 2002, hit above .300 for two years, hit .297 in 2005 and again below .300 with a .289 mark in 2007.

**STARING AT THE STATS:** The Cats' 57 stolen bases are its most since the Caitlin Lowe-led club swiped 101 in 109 tries in the 2007 NCAA-title season. Lowe had 49 SBs that year, second-most in school history behind Alison McCutcheon's 67 (70 att) in 1998 and tied with Vivian Holm (49-53 in 1987). Brigette Del Ponte has added base running to her arsenal, with 14 stolen bases in 15 tries after stealing three bases each of her first two years, while redshirt freshman Chelsea Suits' 13-14 rate equates to a UA career top 10 thievery level if she continues to progress... Shelby Babcock (2) and Kenzie Fowler (0) issued just the pair of walks in 71 plate appearances last weekend against North Dakota State and the two games against Notre Dame. In fact, in the past six games the pair has walked only six batters in 157 plate appearances. This string of strike-throwing came after the duo walked 20 batters in 102 plate appearances at UCLA May 4-6...

**TURNSTILE TALES:** Arizona drew 53,880 fans to Hillenbrand Stadium in 24 dates this year, giving it a fourth consecutive average above 2,000 and the fourth-best draw in program history. The per-game record is 2,570 when UA drew an NCAA-record 77,129 in 30 home dates a year ago. Three crowds above 2,600 this year didn't crack the Top 30 crowds at Hillenbrand, which more or less ushered large-crowd college softball into being in the 1990s along with Fresno State and Louisiana-Lafayette.

**OUCH:** Arizona hitters have been plunked by pitches 41 times this year, third-most in school history behind the 47 bruises afflicted in 2009 and the 43 welts created in 2002. Former UA slugger Leneah Manuma was one of the most prolific get-hit batters in UA history, with 13 and 16 free bases in her two-year career (2001-02) courtesy of opposing pitchers. Slugger Jenae Leles got popped 15 times in 2008. The leaders this year are Chelsea Goodacre and Jessica Spigner with 10 apiece.

**ALL-TIME TOP-10 (Career)**

**DOUBLES**

	<b>2B</b>	<b>Years</b>
1. Brittany Lastrapes	66	08-11
2. Leah Braatz	59	94-98
3. Toni Mascarenas	55	98-01
4. Leah O'Brien	53	93-97
5. Laura Espinoza	52	92-95
6. Jenny Dalton	51	93-96
Nancy Evans	51	94-98
8. Alison McCutcheon	49	95-98
9. M. Vandergeest	48	01-04
10. Kristie Fox	46	04-07
Brigette Del Ponte	45	10-12

**HOME RUNS**

	<b>HR</b>	<b>Year</b>
1. Stacie Chambers lh	87	08-11
2. Laura Espinoza rh	85	92-95
Leah Braatz rh	85	94-98
4. Jenny Dalton rh	76	93-96
5. <b>LINI KORIA rh</b>	<b>61</b>	<b>09-12</b>
6. M. Vandergeest rh	59	01-04
7. Jenae Leles rh	57	06-09
8. <b>BRIGETTE DEL PONTE rh</b>	<b>53</b>	<b>10-12</b>
9. Leticia Pineda rh	52	95-98
Jackie Coburn rh	52	02-05
Kristen Arriola	29	09-12

**RUNS BATTED IN**

	<b>RBI</b>	<b>Years</b>
1. Jenny Dalton	328	93-96
2. Leah Braatz	322	94-98
3. Laura Espinoza	314	92-95
4. Stacie Chambers	293	08-11
5. M. Vandergeest	248	01-04
6. Toni Mascarenas	245	98-01
7. Leticia Pineda	240	95-98
8. Kristie Fox	230	04-07
9. Brittany Lastrapes	199	08-11
10. Jennie Finch	195	99-01
<b>BRIGETTE DEL PONTE</b>	<b>195</b>	<b>10-12</b>

**WALKS**

	<b>BB</b>	<b>Year</b>
1. Jenny Dalton	178	93-96
2. Leah Braatz	173	94-98
3. Stacie Chambers	158	08-11
4. Brittany Lastrapes	137	08-11
5. Jenae Leles	132	06-09
6. <b>LINI KORIA</b>	<b>120</b>	<b>09-12</b>
7. M. Vandergeest	116	01-04
8. Nancy Evans	112	94-98
9. Toni Mascarenas	111	98-01
10. Jennie Finch	105	99-02
Kristen Arriola	86	09-12

**VICTORIES**

	<b>W-L</b>	<b>Years</b>
1. Alicia Hollowell	134-23	03-06
2. Nancy Evans	124-8	94-98
3. Jennie Finch	119-16	99-02
4. Carrie Dolan	103-13	94-97
5. Becky Lemke	103-19	98-01
6. Susie Parra	1019	91-94
7. Taryne Mowatt	100-33	05-08
8. <b>KENZIE FOWLER</b>	<b>79-26</b>	<b>10-12</b>
9. Teresa Cherry	71-33	85-88
10. Debby Day	62-13	91-92
Shelby Babcock	38-17	11-12

**STRIKEOUTS**

	<b>SO</b>	<b>Years</b>
1. Alicia Hollowell	1,768	03-06
2. Taryne Mowatt	1,267	05-08
3. Jennie Finch	1,028	99-01
4. Becky Lemke	916	98-01
5. Susie Parra	874	91-94
6. <b>KENZIE FOWLER</b>	<b>792</b>	<b>10-12</b>
7. Nancy Evans	733	94-98
8. Jenny Gladding	358	01-02
9. Pam Stone	343	82-84
10. Debby Day	334	91-92
Shelby Babcock	274	11-12

**PLAYER AWARDS, by player**

**KRISTEN ARRIOLA**

2011

All-Pac-10 (Honorable Mention)

2009

Pac-10 All-Freshman

C.A.T.S. Student-Athlete of the Month (October, 2008)

**SHELBY BABCOCK**

2012

Pac-12 Pitcher of the Week (4/9-4/15)

2011

Pac-10 All-Freshman

**KARISSA BUCHANAN**

2012

Pac-12 Player of the Week (5/7-5/13)

2010

All-WCWS

2009

Pac-10 All-Freshman (Honorable Mention)

**BRIGETTE DEL PONTE**

2012

All-Pac-12 (Second Team)

Pac-12 Player of the Week (2/20-2/26)

USA Softball Player of the Year Watchlist (50 Players)

2011

NFCA All-American (Second Team)

USA Softball National Team Selection Camp Invitee

NFCA All-West Region (First Team)

All-Pac-10 (First Team)

Pac-10 Player of the Week (3/21-3/27)

2010

All-Pac-10 (Second Team)

Pac-10 All-Freshman

NFCA All-West Region (Second Team)

Pac-10 Player of the Week (3/1-3/7)

**KENZIE FOWLER**

2012

USA Softball Player of the Year Watchlist (50 Players)

2011

NFCA All-American (Second Team)

Pac-10 All-Academic (Honorable Mention)

NFCA All-West Region (First Team)

All-Pac-10 (Second Team)

USA Softball Player of the Year Finalist (25 Players)

USA Softball Player of the Week (3/28-4/3)

Pac-10 Player of the Week (3/28-4/3)

USA Softball Player of the Year Watchlist (50 Players)

ESPN Preseason All-American

2010

NFCA All-American (First Team)

All-WCWS

All-Pac-10 (First Team)

Pac-10 All-Freshman

NFCA All-West Region (First Team)

NFCA Player of the Week (3/8-3/15)

Pac-10 Pitcher of the Week (3/8-3/15)

USA Softball Player of the Week (4/15-4/22)

Pac-10 Pitcher of the Week (4/15-4/22)

USA Softball Player of the Year Finalist (10 Players)

USA Softball Player of the Year Finalist (25 Players)

**CHELSEA GOODACRE**

2012

Pac-12 All-Freshman (Honorable Mention)

**BAILLIE KIRKER**

2010

Pac-10 All-Freshman (Honorable Mention)

**RECENTLY RELEASED**

**FOUR CATS NAMED ALL-PAC-12**

Four Wildcats were members of the All-Pac-12 first or second teams, as announced by the conference Wednesday. Shelby Pendley was awarded first-team all-conference and Brigette Del Ponte, Hallie Wilson and Lini Korja were named to the second team.

Jessica Spigner was named all-Pac-12 Honorable Mention in her first year with the conference.

Pendley and Wilson were also named to the conference's all-freshman team. Chelsea Goodacre and Chelsea Suitos received honorable mention citations for first-year-players.

Cal's Valerie Arioto was named Player of the Year, Cal's Jolene Henderson earned Pitcher of the Year, UCLA's Stephany LaRosa was selected as Freshman of the Year, Stanford's Ashley Hansen was named Defensive Player of the Year, Cal's Diane Ninemire was selected as Coach of the Year and ASU's Katelyn Boyd earned the Pac-12 Batting Champion.

**BUCHANAN NAMED PAC-12 PLAYER OF THE WEEK**

Senior Karissa Buchanan saved her best performance for last as she earned her first career conference Player of the Week award in her final regular season series. Buchanan was named Pac-12 Player of the Week for the week of May 7-13 for her efforts against Oregon State.

Buchanan batted .800 (8-for-10) in Arizona's series victory over Oregon State in the senior's final regular season home series in her career. The Tucson native had an RBI and three runs scored in the series; Arizona won games one and three 12-4 (6 innings) and 3-1, respectively and dropped game two 4-0.

The senior saved one of her best career games for her last. In her 200th career start on Saturday's regular season finale, Buchanan recorded a season-high four hits (4-for-4) with a career-high-tying three stolen bases on three attempts.

**PENDLEY NAMED FEMALE FRESHMAN OF YEAR**

Shelby Pendley, along with Manon Gidali (women's golf), was named the athletic department's Female Freshman Student Athlete of the Year at the annual C.A.T.S. banquet, held Monday, April 23.

Pendley leads the team in home runs (17) and RBI (45), which rank sixth and 27th nationally. She also leads the team in batting average (.357), total bases (103), slugging percentage (.817). She plays phenomenal defense at shortstop where she is second on the team in assists (86) and has 11 multi-hit and multi-RBI games. Among Pac-12 players, she ranks fifth in RBI and second in home runs.

**BABCOCK NAMED PAC-12 PITCHER OF THE WEEK**

Arizona Softball sophomore pitcher Shelby Babcock has been named the Pac-12 Pitcher of the week, the conference announced Monday.

The sophomore's three-hit domination of California on Saturday earned the pitcher her first weekly conference accolade.

Babcock posted a 1.78 ERA while going 2-0 in four appearances as the Wildcats finished the week 4-2, sweeping Utah and taking one game from top-ranked California. Babcock pitched 19.2 innings, struck out 13 and allowed only five runs on 11 hits while limiting opponents to a .162 clip against her. In the win over Cal, she allowed only three hits with six strikeouts in a complete game effort.

**PLAYER AWARDS, by player (cont.)**

**LINI KORJA**

2012

All-Pac-12 (Second Team)

2011

All-Pac-10 (Honorable Mention)

2010

All-Pac-10 (Honorable Mention)

Pac-10 Player of the Week (5/3-5/9)

2009

All-Pac-10 (Honorable Mention)

Pac-10 All-Freshman

**ALEX LAVINE**

2011

Pac-10 All-Freshman (Honorable Mention)

**SHELBY PENDLEY**

2012

All-Pac-12 (First Team)

Pac-12 All-Freshman

Co-Female Freshman of the Year, C.A.T.S.

**JESSICA SPIGNER**

2012

All-Pac-12 (Honorable Mention)

**CHELSEA SUITOS**

2012

Pac-12 All-Freshman (Honorable Mention)

**HALLIE WILSON**

2012

All-Pac-12 (Second Team)

Pac-12 All-Freshman


**HEAD COACH MIKE CANDREA**

2011 U.S. Olympic Achievement Award  
2009 Central Arizona College Hall of Fame  
2008 Silver medalist, U.S. Softball Team head coach, Beijing Olympics

2007 Pac-10 Coach of the Year  
2007 NFCA Coaching Staff of the Year  
2004 USOC Olympic Shield award  
2004 USOC Coach of the Year  
2004 Gold medalist, U.S. Softball Team head coach, Athens Olympics  
2003 Pac-10 Coach of the Year  
2002 Pac-10 Coach of the Year  
2001 Pac-10 Coach of the Year  
2000 Pac-10 Coach of the Year  
1999 University of Arizona Honorary Alumnus Degree

1998 Pac-10 Coach of the Year  
1997 NFCA Division I Coach of the Year  
1997 Pacific Region Coach of the Year  
1997 Pac-10 Coach of the Year  
1996 NFCA Division I Coach of the Year  
1996 NFCA Hall of Fame election  
1995 Pacific Region Coach of the Year  
1994 NSCA Division I Coach of the Year  
1994 Pacific Region Coach of the Year  
1994 Pac-10 Coach of the Year  
1988 Northwest Region Coach of the Year  
1986 Pacific-West Co-Coach of the Year  
1985 NJCAA Coach of the Year  
1984 NJCAA Coach of the Year

**KRISTEN ARRIOLA – #5 (Air-ee-OH-la)**



5-5, Senior, 3L  
Second Base  
Bats – R, Throws – R  
Hometown: Garden Grove, Calif.

One of Arizona's most consistent hitters with a knack for getting clutch hits in key at-bats ... A solid contact hitter with extra base power ... Hit a grand slam and drew five walks at the Hillenbrand Invitational while batting .364 in the five games ... Went 6-for-10 with two doubles and a grand slam in Arizona's sweep of the Tucson Regional to open NCAA play.

Hitting Streaks:

Current: 4 game (7x13, 3 2B, HR, .539)  
Season long: 5 games (3/23-3/28)  
Career long: 9 games (2010; Sophomore: 3/20-4/7)


Season Highs:

Hits: 2, 8x (Last: Notre Dame, May 20)  
Home runs: 1, 9x (Last: North Dakota State, May 18)  
Total bases: 6, 2x (Last: North Dakota State, May 18)  
RBI: 6 (North Dakota State, May 18)

Career Highs:

Hits: 3, 3x (Last: Cal State Northridge, Mar 25, 2011)  
Home runs: 2 (UTEP, Mar 04, 2009)  
Total bases: 8 (UTEP, Mar 04, 2009)  
RBI: 6, 2x (Last: North Dakota State, May 18, 2012)

**SHELBY BABCOCK - #12**



5-10, Sophomore, 1L  
Pitcher  
Bats – R, Throws – R  
Hometown: Broomfield, Colo.

A power pitcher with pitching experience that out-dates her one year of collegiate eligibility ... A hard-throwing righty ... Pitched one of the best weeks of her career, going 2-1 with a 1.84 ERA at the Cathedral City Classic. The sophomore posted a K/BB ratio of 20/9 in 19 innings pitched while allowing 15 hits ... Pitched her first career no-hitter against College of Charleston (3/3). Babcock was one walk away from perfection in the five-inning no-no. The sophomore struck out six of the 16 batters she faced ... Allowed just four base-runners and no runs in Arizona's six inning victory over UC Davis ... Posted a 1.11 ERA while going 3-1 against San Diego State and Stanford. Babcock's three-hitter in Sunday's Stanford finale ranks among the best games in her career ... Named Pac-12 Pitcher of the Week after posting a 1.78 ERA while going 2-0 in four appearances as the Wildcats finished the week 4-2, sweeping Utah and taking one game from top-ranked California. Babcock pitched 19.2 innings, struck out 13 and allowed only five runs on 11 hits while limiting opponents to a .162 clip against her. In the win over Cal, she allowed only three hits with six strikeouts in a complete game effort ... Pitched 13 innings in the NCAA Regional and allowed only three runs and walked just two batters.


Season Highs:

Strikeouts: 9, 2x (Last: Oregon State, May 12)

Career Highs:

Strikeouts: 9, 2x (Last: Oregon State, May 12, 2012)

**NICOLE BRYAN – #00**



5-6, RS Senior, 1L  
Outfield  
Bats – L, Throws – R  
Hometown: Tucson, Ariz.

A slapper with abundant speed ... A very good offensive weapon ... Will be used off the bench in pinch hitting and pinch running situations and likely see time in right field ... Entered the Oregon series with two hits on the season and then collected three against the Ducks. Filling in for an ill Kristen Arriola, Bryan went 3-for-6 with two runs scored and an RBI.

Hitting Streaks:

Current: N/A  
Season long: 3 games (4/18-4/29)  
Career long: 3 games (2012; Senior: 4/18-4/29)

Season Highs:

Hits: 2 (Oregon, Apr 28)  
Home runs: N/A  
Total bases: 1, 2x (New Mexico State, Apr 18)  
RBI: 1, 2x (Last: Oregon, Apr 29)

Career Highs:

Hits: 2, 4x (Last: vs Oregon, Apr 28, 2012)  
Home runs: N/A  
Total bases: 4 (Arizona State, Apr 22, 2011)  
RBI: 2 (Washington, Apr 16, 2011)

**KARISSA BUCHANAN – #15** (Byoo-CAN-in)



5-5, Senior, 3L  
Outfield  
Bats – L, Throws – R  
Hometown: Tucson, Ariz.

Fast slapper and very consistent performer ... An on-base specialist who has helped bring production to the bottom of the order ... The team's fastest player ... Uses her speed to help make difficult plays defensively, turning her into quite an asset as a corner outfielder ... Missed seven games (March 24-April 1) because of a concussions sustained at ASU (3/23) ... Drew three walks, including an RBI walk in game three vs. UW, to help her to an on-base percentage of .500 vs. the Huskies. Also stole a base in her only attempt ... Awarded Pac-12 Player of the Week (5/7-5/13) for her efforts against Oregon State where she went 8-10 with three stolen bases and a RBI.

Hitting Streaks:

Current: 6 games (13x20, .650, 3 RBI, 7 R, 4 SB)  
Season long: 6 games (current)  
Career long: 12 games (2011; Junior: 3/12-3/27)

Season Highs:

Hits: 4 (Oregon State, May 12)  
Home runs: N/A  
Total bases: 4 (Oregon State, May 12)  
RBI: 1, 7x (Last: Notre Dame, May 19)

Career Highs:

Hits: 4 (Oregon State, May 12, 2012)  
Home runs: N/A  
Total bases: 6 (Oregon, Apr 30, 2011)  
RBI: 2, 8x (Last: Texas Tech, May 22, 2011)

**SAM DAVIS – #88**



5-10, Freshman, HS  
Third Base  
Bats – L, Throws – R  
Hometown: Scottsdale, Ariz.

An under-the-radar recruit who will back up third base ... Very quick and athletic ... Will be used in a plethora of pinch-running situations.

Hitting Streaks:

Current: N/A  
Season long: N/A  
Career long: *Same*

Season Highs:

Hits: N/A  
Home runs: N/A  
Total bases: N/A  
RBI: N/A

Career Highs:

Hits: *Same*  
Home runs: *Same*  
Total bases: *Same*  
RBI: *Same*

**BRIGETTE DEL PONTE – #4** (Del PON-tee)



5-3, Junior, 2L  
Infield  
Bats – R, Throws – R  
Hometown: Peoria, Ariz.

Awarded all-Pac-12 second team ... Named to the 2012 USA Softball Player of the Year Watchlist ... An extra-base hit waiting to happen ... An RBI machine ... A very aggressive defender at the hot corner where she is very solid with the glove ... Homered twice and drove in six runs while batting .381 at the Kajikawa Classic and played well defensively ... Earned Pac-12 Player of the Week (2/20-2/26) for her dominance of the Cathedral City Classic. The junior hit .571 with a double, two home runs and eight RBI. Del Ponte slugged 1.071 and posted an OBP of .632 on the weekend ... Had four doubles in eight at-bats while driving in four runs against College of Charleston. Del Ponte hit .625 and slugged 1.125 in the three games ... Had five hits against San Diego State and Stanford without stopping at first or second base. Del Ponte had four home runs and a triple while driving in 10 runs in the five contests ... Went 5-for-10 with a homer, a double, three RBI and four runs scored against UCLA. Batted .778 in the regional with a homer, a triple and five RBI.

Hitting Streaks:

Current: 4 games (8x13, 2 HR, 7 RBI, 3B, .615)  
Season long: 6 games (2/24-3/3)  
Career long: 11 games (2011; Sophomore: 3/17-4/8)

Season Highs:

Hits: 4 (Notre Dame, May 19)  
Home runs: 2, 2x (Last: Stanford, Mar 31)  
Total bases: 8, 2x (Last: Stanford, Mar 31)  
RBI: 5(San Diego State, Mar 27)

Career Highs:

Hits: 4 (Notre Dame, May 19, 2012)  
Home runs: 2, 2x (Last: Washington, Apr 16, 2011)  
Total bases: 8, 4x (Last: Stanford, Mar 31, 2012)  
RBI: 7 (at California, Apr 30, 2010)

**KENZIE FOWLER – #19**




5-11, Junior, 2L  
Pitcher  
Bats – R, Throws – R  
Hometown: Tucson, Ariz.

Named to the 2012 USA Softball Player of the Year Watchlist ... At times one of the nation's best pitchers ... A power pitcher who dominates hitters with a combination of speed and great stuff ... A two time All-American ... A streaky pitcher who can be unhittable at times ... Battled through injuries in each of her first two years with the program ... Looked good in her first extended action of the season, picking up a pair of victories at the Hil-lenbrand Invitational. K-Fowl struck out 19 batters in 14 innings pitched ... Did not allow a run to cross the plate in 21 innings of work at the Cathedral City Classic. Fowler recorded complete-game shutouts of Fresno State, Oklahoma State and Syracuse and picked up a save vs. Fordham ... Allowed three hits in 12 innings pitched while not allowing College of Charleston to cross the plate on the weekend. Fowler struck out 20 batters, including a season-high 12 in five innings (3/2) ... Was perfect through three innings vs. Iowa and allowed only one run on three hits while striking out nine Hawkeyes. The run allowed was her first given up in 38 innings.

Season Highs:  
Strikeouts: 12 (College of Charleston, Mar 2)

Career Highs:  
Strikeouts: 18 (vs Northwestern, Feb 13, 2010)

**CHELSEA GOODACRE – #77**



5-4, Freshman, HS  
Catcher  
Bats – L, Throws – R  
Hometown: Temecula, Calif.


A Pac-12 all-Freshman honorable mention selection ... A left-handed hitter with a lot of pop ... Carries a strong passion for the game and is a very hard worker ... Will split time behind the plate with Lini Korina ... Made great contact and slugged .647 at the Cathedral City Classic. The freshman hit home runs in consecutive at-bats against Oklahoma State, a game in which she notched a career-high three RBI ... Hit two home runs against Notre Dame in the regional finale.

Hitting Streaks:  
Current: 1 game (2x4, .500, 2 HR, 2 RBI)  
Season long: 5 games (4/7-4/14)  
Career long: *Same*

Season Highs:  
Hits: 3 (California, Apr 14)  
Home runs: 2, 2x (Last: Notre Dame, May 20)  
Total bases: 8, 2x (Last: Notre Dame, May 20)  
RBI: 3 (Oklahoma State State, Feb 24)

Career Highs:  
Hits: *Same*  
Home runs: *Same*  
Total bases: *Same*  
RBI: *Same*

**BAILLIE KIRKER – #2 (BAY-lee KERR-kerr)**



5-6, Junior, 2L  
First Base  
Bats – R, Throws – R  
Hometown: La Crescenta, Calif.

A batter with power who has struggled to hit for average in her first two seasons ... Has shown outbursts of potential and a new season could lead to the manifestation of such ... Very solid defensively.

Hitting Streaks:  
Current: N/A  
Season long: 2 games (3/2-3/3)  
Career long: 4 games (2010; Freshman: 3/7-3/12)

Season Highs:  
Hits: 1, 4x (Last: Stanford, Apr 1)  
Home runs: 1 (Stanford, Mar 31)  
Total bases: 4, 2x (Stanford, Mar 31)  
RBI: 4 (Stanford, Mar 31)

Career Highs:  
Hits: 3, 2x (Last: St. Johns, Mar 07, 2010)  
Home runs: 2, 2x (Last: Washington, Apr 16, 2011)  
Total bases: 8, 2x (Last: Washington, Apr 16, 2011)  
RBI: 7, (at California, Apr 30, 2010)

**LINI KORIA – #90** (LEE-knee Ko-REE-uh)



5-5, Senior, 3L  
Catcher/Infield  
Bats – R, Throws – R  
Hometown: Carson, Calif.

Named to the all-Pac-12 second team ... A power hitter who figures to leave Arizona as one of the program's top bombers ... Has nailed 61 home runs in her career, fifth best in school history ... A useful utility player who has spent most of her time as the designated player, but has also seen time behind the plate, at first base and in right field ... Batted .533 with five extra-base hits at the Kajikawa Classic, including a three-homer output against Nebraska to tie a school record ... Batted .692 and had an on-base percentage of .765 while going 9-for-12 at plate with two doubles and one home run in the Hillenbrand Invitational ... Went 2-for-5 in the Judi Garman Classic, including a monster home run against Iowa ... Went 6-for-11 against Oregon with three home runs, seven RBI and a double in the series.

Hitting Streaks:

Current: 1 game (1x4, .250)  
Season long: 8 games (2/11-2/23)  
Career long: 11 games (2009; Freshman: 3/7-3/18)

Season Highs:

Hits: 3, 3x (Last: North Dakota, Feb 17)  
Home runs: 3 (Nebraska, Feb 10)  
Total bases: 12 (Nebraska, Feb 10)  
RBI: 4 (Nebraska, Feb 10)

Career Highs:

Hits: 4 (Kennesaw State, Feb 19, 2011)  
Home runs: 3 (Nebraska, Feb 10, 2012)  
Total bases: 12 (Nebraska, Feb 10, 2012)  
RBI: 6 (UTEP, Mar 04, 2009)

**ALEX LAVINE - #7** (Luh-VEEN)



5-4, Sophomore, 1L  
Shortstop  
Bats – R, Throws – R  
Hometown: Glendale, Ariz.

A solid all-around player with a bit of pop in her bat ... One of Arizona's hardest working players ... A valuable utility player with the ability to play the left side of infield as well as the outfield if necessary ... Against San Diego State (3/28), batted with two out and runners on first and second trailing by three runs in the seventh. Lavine took an 0-2 pitch beyond the left field fence to tie the game at six. It was the sophomore's second hit of the season and her fourth career home run.

Hitting Streaks:

Current: N/A  
Season long: Current  
Career long: 3 games (2011; Freshman: 3/15-3/17)


Season Highs:

Hits: 1, 3x (Last: Oregon, Apr 29)  
Home runs: 1 (San Diego State, Mar 28)  
Total bases: 4 (San Diego State, Mar 28)  
RBI: 3 (San Diego State, Mar 28)

Career Highs:

Hits: 2, 6x (Last: New Mexico State, May 21, 2011)  
Home runs: 1, 4x (Last: San Diego State, Mar 28, 2012)  
Total bases: 7 (vs San Jose State, Mar 19, 2011)  
RBI: 3, 2x (San Diego State, Mar 28, 2012)

**SHELBY PENDLEY – #21**



5-7, Freshman, HS  
Shortstop  
Bats – L, Throws – R  
Hometown: Rio Rancho, N.M.

Arizona's lone selection to the all-Pac-12 first team ... Athletic and strong ... Hits with power ... Five of her six Kajikawa hits went for extra bases, including a team-high tying three home runs. The freshman also played stellar defense, making a handful of nice plays and connecting on all 18 chances defensively ... Drove in 12 runs while batting .438 at the Hillenbrand Invitational. Had a couple of home runs and pair of doubles over the five games. Both home runs and one double came in Arizona's 14-2, five-inning victory over North Dakota (2/17), in which she drove in eight runs ... Had a couple of bombs and four RBI to extend her team lead in both categories vs. College of Charleston. Pendley led the team with a 1.250 slugging percentage for the weekend ... Drove in five of Arizona's eight runs in the Wildcats' 8-0, six inning win over UC Davis. Pendley went 3-for-5 and ended the game with a walk-off home run to left field ... Hit a home run in back-to-back at-bats in Arizona's 8-6 comeback victory over San Diego State (3/28), the latter of which ended the game; it was her first-career walk-off homer. Hit another home run against Stanford (4/1) that landed on top of the roof Gittings Gym, a four story building that stands roughly 45 feet beyond right field ... Batted .556 with a double, a homer and a pair of RBI against Washington. While her offense was impressive in Arizona's series victory, her defense was phenomenal. While showing great range, the freshman was perfect on four assists and seven putouts, including an incredible diving grab of a pop up behind third base ... Batted .545 with a homer and four RBI against UCLA.

Hitting Streaks:

Current: 2 games (2x7, .286, HR, 2 RBI)  
Season long: 10 games; team-high (3/31-3/14)  
Career long: Same

Season Highs:

Hits: 3, 4x (Last: UCLA, May 6)  
Home runs: 2, 3x (Last: New Mexico, Apr 18)  
Total bases: 10 (North Dakota, Feb 17)  
RBI: 8 (North Dakota, Feb 17)

Career Highs:

Hits: Same  
Home runs: Same  
Total bases: Same  
RBI: Same

**JESSICA SPIGNER – #9 (SPIGE-nurr)**



5-8, Senior, TR  
Infield/Pitcher  
Bats – R, Throws – R  
Hometown: Santa Clarita, Calif.

Named all-conference honorable mention ... A power hitter who also hits for high average ... Will see the majority of starts at first base, can also pitch ... At the Kajikawa Classic, drew eight walks and was hit by two pitches and posted a .696 on-base percentage. The senior hit two home runs and a double and batted .500 on the weekend while also getting it done in the circle, allowing just three hits and one run in the first start of her career, a victory over Syracuse. Hit a home run in her first Arizona at-bat ... Had a couple of home runs and seven RBI while batting .417 at the Hillenbrand Invitational. In the circle, took a no-hitter into the fifth against Southern Utah in her shutout victory of the Thunderbirds ... Went 5-for-8 (.625) while driving in a couple of runs against College of Charleston. Spigner doubled and drew a walk on the weekend ... Pitched her 10th and 11th-consecutive scoreless innings in game three vs. Washington ... Was hitless in her last 15 at-bats and homerless in her last 77 before recording the biggest hit of her Arizona career with a game-tying home run in her final career regular season at-bat in the sixth inning against Oregon State (5/12)

Hitting Streaks:

Current: 2 games (2x7, .286, HR, RBI, 2 R)  
Season long: 4 games (4/18-4/29)  
Arizona career long: *Same*

Season Highs:

(Pitching)  
Strikeouts: 2 (Syracuse, Feb 11)  
(Hitting)  
Hits: 3 (College of Charleston, Mar 2)  
Home runs: 1, 8x (Last: Oregon State, May 12)  
Total bases: 6 (Syracuse, Feb 11)  
RBI: 4, 2x (Last: Fresno State, Feb 23)

Arizona Career Highs:

(Pitching)  
Strikeouts: *Same*  
(Hitting)  
Hits: *Same*  
Home runs: *Same*  
Total bases: *Same*  
RBI: *Same*

**CHELSEA SUITOS – #3 (SWEE-tose)**



5-5, Freshman (RS), HS  
Utility  
Bats – L, Throws – R  
Hometown: Elk Grove, Calif.

Awarded Pac-12 all-Freshman honorable mention ... A speedy slapper ... Starts in right field, but naturally a middle infielder ... Forced to redshirt 2011 with a shoulder injury ... Second on the team with a .375 batting average at the Cathedral City Classic where she doubled her RBI total (2-to-4). The redshirt freshman hit her first career double in the weekend ... Drove in a couple of runs while batting .500 (3-for-6) at the Judi Garman Classic. Suits was also hit by a pitch and stole a base in the tournament ... Had a couple of hits and a run scored against Washington. Stole a base in game three of the series.

Hitting Streaks:

Current: 1 game (1x3, RBI, R, .333)  
Season long: 9 games (2/26-3/23)  
Career long: *Same*

Season Highs:

Hits: 2, 13x (Last: Oregon State, May 10)  
Home runs: N/A  
Total bases: 3, 2x (Last: Oregon State, May 10)  
RBI: 2 (UC Davis, Mar 16)

Career Highs:

Hits: *Same*  
Home runs: *Same*  
Total bases: *Same*  
RBI: *Same*

**HALLIE WILSON – #17 (HAL-lee)**



5-5, Freshman, HS  
Centerfield  
Bats – L, Throws – R  
Hometown: North Tustin, Calif.

Named Pac-12 all-Freshman as well as second-team all-conference ... A strong hitter and solid all-around player ... One of the best overall high school in players in the 2011 class ... Will step in and start in centerfield and bat leadoff as a freshman ... Collected a hit in each of her first six games as a Wildcat ... Hit her second home run of the season, part of her four hits against Washington. The freshman drove in a pair of runs while batting .444 against the No. 4 team in the country ... Went 5-for-11 (.455) with four RBI against Oregon.

Hitting Streaks:

Current: 2 games (4x8, .500, 2 RBI, R)  
Season long: 8 games (3/2-3/23)  
Career long: *Same*

Season Highs:

Hits: 4 (New Mexico State, Mar 21)  
Home runs: 1, 2x (Last: Washington, Apr 7)  
Total bases: 5, 3x (Last: New Mexico State, Mar 21)  
RBI: 4 (Southern Utah, Feb 18)

Career Highs:

Hits: *Same*  
Home runs: *Same*  
Total bases: *Same*  
RBI: *Same*

<b>Overall:</b>	38-17	<b>Pac-12:</b>	12-12	<b>Away:</b>	4-8
<b>Home:</b>	24-5	<b>Road (inc. neutral):</b>	14-12	<b>Extra-Innings:</b>	2-1
<b>Neutral:</b>	10-4	<b>vs. Ranked:</b>	8-14	<b>Less than 7 innings:</b>	15-0

Date	(Rank) Opponent	Score (Inn.)	Winning Pitcher	Losing Pitcher	UA/Opponent Hits	Home Attendance
2/9	vs. McNeese State!	W, 8-1	Babcock (1-0)	Bond	10/6	
2/10	vs. Georgia Tech!	L, 2-1	Rush	Babcock (1-1)	5/5	
2/10	vs. (20) Nebraska!	L, 11-10	Hagemann	Babcock (1-2)	11/12	
2/11	vs. Syracuse!	W, 11-1 (5)	Spigner (1-0)	Kuwik	10/3	
2/11	vs. (17) Texas A&M!	L, 5-4	Domezich	Babcock (1-3)	9/6	
2/12	vs. Cal State Northridge!	W, 8-0 (6)	Babcock (2-3)	Limon	8/3	
2/17	Alabama Birmingham#	W, 7-0	Fowler (1-0)	Streetman	7/1	-
2/17	North Dakota#	W, 14-2 (5)	Babcock (3-3)	Gronseth	10/5	2,376
2/18	Western Kentucky#	W, 6-4	Fowler (2-0)	Wagner	9/6	-
2/18	Southern Utah#	W, 9-1(5)	Babcock (4-3)	Black	11/4	2,657
2/19	Southern Utah#	W, 8-0 (5)	Spigner (2-0)	Axe	9/3	2,476
2/23	vs. Fresno State\$	W, 9-0 (6)	Fowler (3-0)	Oakes	9/3	
2/23	vs. (13) Georgia\$	L, 3-0	Montemayor	Babcock (4-4)	2/6	
2/24	vs. (21) Oklahoma State\$	W, 8-0 (6)	Fowler (4-0)	Espinosa	9/2	
2/25	vs. Fordham\$	W, 3-2	Babcock (5-4)	Mineau	6/7	
2/25	vs. Syracuse\$	W, 5-0	Fowler (5-0)	Caira	4/6	
2/26	vs. Long Beach State\$	W, 4-0	Babcock (6-4)	Jones-Wesley	5/2	
3/2	College of Charleston	W, 9-0 (5)	Fowler (6-0)	Saylors	12/2	2,440
3/3	College of Charleston	W, 8-0 (5)	Babcock (7-4)	Klicker	11/0	2,588
3/4	College of Charleston	W, 5-0	Fowler (7-0)	Saylors	7/1	2,555
3/9	at (15) Baylor	Rained Out				
3/10	at (15) Baylor	Rained Out				
3/11	at (15) Baylor	Rained Out				
3/16	vs. UC Davis^	W, 8-0 (6)	Babcock (8-4)	Russell	7/3	
3/16	vs. Iowa^	W, 6-1	Fowler (8-0)	Lyon	6/3	
3/17	vs. Brigham Young^	Rained Out				
3/17	vs. Louisiana-Lafayette^	Rained Out				
3/18	vs. DePaul^	Rained Out				
3/21	New Mexico State	L, 9-5	Newman	Fowler (8-1)	7/5	-
3/21	New Mexico State	W, 6-3	Babcock (9-4)	Donisthorpe	9/7	2,585
3/23	at (5) Arizona State*	L, 4-2 (8)	Escobedo	Fowler (8-2)	7/4	
3/24	at (5) Arizona State*	L, 9-6	Escobedo	Babcock (9-5)	6/6	
3/25	at (5) Arizona State*	L, 7-6	Bach	Fowler (8-3)	6/9	
3/27	San Diego State	W, 8-0 (5)	Babcock (10-5)	Arbino	9/6	2,360
3/28	San Diego State	W, 8-6 (8)	Babcock (11-5)	Micetich	9/8	2,315
3/30	(13) Stanford*	L, 4-1	Gerhart	Babcock (11-6)	2/8	2,540
3/31	(13) Stanford*	W, 9-1 (5)	Fowler (9-3)	White	8/7	2,616
4/1	(13) Stanford*	W, 3-1	Babcock (12-6)	Gerhart	5/3	2,587
4/5	at (4) Washington*	W, 2-0	Babcock (13-6)	Inglesby	5/5	
4/6	at (4) Washington*	W, 5-3	Fowler (10-3)	Inglesby	6/7	
4/7	at (4) Washington*	L, 7-5	Walker	Babcock (13-7)	6/9	
4/10	Utah*	W, 8-0 (6)	Fowler (11-3)	Ramirez	11/2	-
4/10	Utah*	W, 3-1	Babcock (14-7)	Nielson	6/6	2,632
4/11	Utah*	W, 4-2	Fowler (12-3)	Nielson	7/3	2,182
4/13	at (1) California*	L, 2-0	Henderson	Fowler (12-4)	6/2	
4/14	at (1) California*	W, 8-3	Babcock (15-7)	Arioto	13/3	
4/15	at (1) California*	L, 6-0	Henderson	Fowler (12-5)	3/7	
4/18	New Mexico	W, 8-1	Babcock (16-7)	DeBroeck	10/4	-
4/18	New Mexico	W, 5-0	Fowler (13-5)	Sheehan	7/3	880
4/27	(16) Oregon*	L, 11-7	Moore	Fowler (13-6)	11/13	2,579
4/28	(16) Oregon*	L, 12-7	Moore	Babcock (16-8)	10/13	2,619
4/29	(16) Oregon*	W, 5-4 (8)	Fowler (14-6)	Moore	12/9	2,397
5/4	at (17) UCLA*	L, 10-4	Hall	Fowler (14-7)	6/8	
5/5	at (17) UCLA*	L, 7-2	Hall	Babcock (16-9)	6/8	
5/6	at (17) UCLA*	W, 7-6	Babcock (17-9)	Hall	9/9	
5/10	Oregon State*	W, 12-4 (6)	Babcock (18-9)	Andreana	15/6	2,388
5/11	Oregon State*	L, 4-0	Demore	Fowler (14-8)	4/9	2,680
5/12	Oregon State*	W, 3-1	Babcock (19-9)	Demore	7/5	2,256
5/18	North Dakota State~	W, 11-0	Babcock (20-9)	Menke	5/7	1,705
5/19	Notre Dame~	W, 7-2	Fowler (15-8)	Winter	12/8	1,746
5/20	Notre Dame~	W, 8-3	Babcock (20-9)	Winter	14/7	1,723

(NFCA Ranking); ! - Kajikawa Classic // Tempe, Ariz.; # - Hillenbrand Invitational // Tucson; \$ - Cathedral City Classic // Palm Springs, Calif.; ^ - Judi Garman Classic // Fullerton, Calif.; \*Pac-12 Game; ~ - NCAA Regional // Tucson, Ariz.; + - NCAA Super Regional // Norman, Okla.

**Total Home Attendance:** 55,882 (24 dates)  
**Average:** 2,328

**Alphabetical:**

No.	Name	Pos.	B/T	Ht.	Yr.	Exp.	Hometown (Last School)
5	Kristen Arriola	2B	R/R	5-5	Sr.	3L	Garden Grove, Calif. (Pacifica H.S.)
12	Shelby Babcock	P	R/R	5-10	So.	1L	Broomfield, Colo. (Legacy H.S.)
00	Nicole Bryan	OF	L/R	5-6	Sr.*	1L	Tucson, Ariz. (Central Arizona)
15	Karissa Buchanan	OF	L/R	5-5	Sr.	3L	Tucson, Ariz. (Sabino H.S.)
88	Sam Davis	3B	L/R	5-10	Fr.	HS	Scottsdale, Ariz. (Chaparral H.S.)
4	Brigette Del Ponte	INF	R/R	5-3	Jr.	2L	Peoria, Ariz. (Sunrise Mountain H.S.)
19	Kenzie Fowler	P	R/R	5-11	Jr.	2L	Tucson, Ariz. (Canyon del Oro H.S.)
77	Chelsea Goodacre	C	L/R	5-4	Fr.	HS	Temecula, Calif. (Temecula Valley H.S.)
2	Baillie Kirker	1B	R/R	5-6	Jr.	2L	La Crescenta, Calif. (Crescenta Valley H.S.)
90	Lini Korja	C/1B	R/R	5-5	Sr.	3L	Carson, Calif. (San Pedro H.S.)
7	Alex Lavine	UT	R/R	5-4	So.	1L	Glendale, Ariz. (Mountain Ridge H.S.)
21	Shelby Pendley	SS	L/R	5-7	Fr.	HS	Rio Rancho, N.M. (Rio Rancho H.S.)
9	Jessica Spigner	INF/P	R/R	5-8	Sr.	TR	Santa Carita, Calif. (Tennessee)
3	Chelsea Suitsos	2B	L/R	5-5	Fr.*	HS	Elk Grove, Calif. (Elk Grove H.S.)
17	Hallie Wilson	OF	L/L	5-5	Fr.	HS	Santa Ana, Calif. (Foothill H.S.)

**Numerical:**

No.	Name	Pos.	B/T	Ht.	Yr.	Exp.	Hometown (Last School)
00	Nicole Bryan	OF	L/R	5-6	Sr.*	1L	Tucson, Ariz. (Central Arizona)
2	Baillie Kirker	1B	R/R	5-6	Jr.	2L	La Crescenta, Calif. (Crescenta Valley H.S.)
3	Chelsea Suitsos	2B	L/R	5-5	Fr.*	HS	Elk Grove, Calif. (Elk Grove H.S.)
4	Brigette Del Ponte	INF	R/R	5-3	Jr.	2L	Peoria, Ariz. (Sunrise Mountain H.S.)
5	Kristen Arriola	2B	R/R	5-5	Sr.	3L	Garden Grove, Calif. (Pacifica H.S.)
7	Alex Lavine	UT	R/R	5-4	So.	1L	Glendale, Ariz. (Mountain Ridge H.S.)
9	Jessica Spigner	INF/P	R/R	5-8	Sr.	TR	Santa Carita, Calif. (Tennessee)
12	Shelby Babcock	P	R/R	5-10	So.	1L	Broomfield, Colo. (Legacy H.S.)
15	Karissa Buchanan	OF	L/R	5-5	Sr.	3L	Tucson, Ariz. (Sabino H.S.)
17	Hallie Wilson	OF	L/L	5-5	Fr.	HS	Santa Ana, Calif. (Foothill H.S.)
19	Kenzie Fowler	P	R/R	5-11	Jr.	2L	Tucson, Ariz. (Canyon del Oro H.S.)
21	Shelby Pendley	SS	L/R	5-7	Fr.	HS	Rio Rancho, N.M. (Rio Rancho H.S.)
77	Chelsea Goodacre	C	L/R	5-4	Fr.	HS	Temecula, Calif. (Temecula Valley H.S.)
88	Sam Davis	3B	L/R	5-10	Fr.	HS	Scottsdale, Ariz. (Chaparral H.S.)
90	Lini Korja	C/1B	R/R	5-5	Sr.	3L	Carson, Calif. (San Pedro H.S.)

**Coaches:**

Head Coach – Mike Candrea

Assistant Coaches – Larry Ray and Stacy Iveson

Volunteer Assistant Coach – Candace Abrams

Director of Operations – Alicia Hollowell

Managers – Zack Findling, Jeff Robin and Ariana Isom

**Roster Breakdown**

**By Year:**

Seniors - 5  
 Juniors - 3  
 Sophomores - 2  
 Freshmen - 5

**By Position:**

Pitchers - 2  
 Catchers - 1  
 Infielders - 5  
 Outfielders - 4  
 Utility - 3

**By Hitters:**

Right - 8  
 Left - 7

**By State:**

California - 7  
 Arizona - 6  
 Colorado - 1  
 New Mexico - 1

**Pronunciation Guide**

**Kristen Arriola:** Air-ee-OH-la  
**Karissa Buchanan:** Byoo-CAN-in  
**Brigette Del Ponte:** Del PON-tee  
**Baillie Kirker:** BAY-lee KERR-kerr  
**Lini Korja:** LEE-knee Ko-REE-uh  
**Alex Lavine:** Luh-VEEN  
**Jessica Spigner:** SPIGE-nurr  
**Chelsea Suitsos:** SWEE-tose  
**Hallie Wilson:** HAL-lee  
**Stacy Iveson:** IVE-sun

**NCAA RECORD // 150-43; WCWS: 61-32 // REGIONALS: 78-6 // SUPER REGIONALS: 12-5**

- 1987 **At-Large Regional, Tempe Arizona:**  
Arizona State 4, Arizona 3  
Arizona State 5, Arizona 0
- 1988 **Midwest Regional, Tucson, Ariz.:**  
Arizona 5, Minnesota 0  
South Carolina 1, Arizona 0  
Arizona 1, South Carolina 0  
Arizona 4, South Carolina 3  
**College World Series, San Jose:**  
Arizona 1, Adelphi 0  
Arizona 4, Cal Poly-Pomona 1  
UCLA 5, Arizona 0  
Fresno State 4, Arizona 0
- 1989 **Region 6, Tempe, Ariz.:**  
Arizona 8, Utah State 3  
Arizona 3, Arizona State 2 (8 innings)  
Arizona 3, Arizona State 0  
**College World Series, San Jose:**  
Arizona 12, Fresno State 0 (5 innings)  
Oklahoma State 4, Arizona 0 (8 innings)  
Arizona 4, Oregon 0  
UCLA 3, Arizona 0
- 1990 **Region 3, Tucson, Ariz.:**  
Arizona State 1, Arizona 0  
Arizona 1, Arizona State 0  
Arizona 9, Arizona State 5  
**College World Series, Oklahoma City:**  
Oklahoma State 3, Arizona 0  
Fresno State 1, Arizona 0
- 1991 **Region 4, Tempe Ariz.:**  
Arizona 4, Arizona State 2  
Arizona 4, Arizona State 0  
**College World Series, Oklahoma City:**  
Arizona 1, UNLV 0 (13 innings)  
Arizona 1, UCLA 0 (9 innings)  
Arizona 1, LBSU 0 (8 innings)  
Fresno State 1, Arizona 0 (8 innings)  
Arizona 5, UCLA 1 - TITLE GAME
- 1992 **Region 2, Tucson, Ariz.:**  
Arizona 1, Michigan 0  
Arizona 8, Michigan 0  
**College World Series, Oklahoma City:**  
Long Beach State 1, Arizona 0  
Arizona 1, Kansas 0 (17 innings)  
Arizona 2, California 1  
Arizona 1, Fresno State 0  
UCLA 1, Arizona 0 - TITLE GAME
- 1993 **Region 3, Tucson, Ariz.:**  
Arizona 1, Arizona State 0  
Arizona 7, Arizona State 2  
**College World Series, Oklahoma City:**  
Arizona 6, Long Beach State 0  
Arizona 2, Southwestern La. 1 (10 innings)  
Arizona 1, Oklahoma State 0  
Southwestern La. 1, Arizona 0  
Arizona 1, UCLA 0 - TITLE GAME
- 1994 **Region 1, Tucson, Ariz.:**  
Arizona 7, Canisius 0  
Arizona 5, Texas A&M 0  
Arizona 6, Texas A&M 0  
**College World Series, Oklahoma City:**  
Arizona 8, Illinois-Chicago 0 (5 innings)  
Arizona 3, Fresno State 0  
Arizona 5, UCLA 2  
Arizona 4, CSUN 0 - TITLE GAME
- 1995 **Tucson, Ariz., Regional:**  
Arizona 8, Ohio Univ. 0 (5 innings)  
Arizona 9, Nebraska 1 (6 innings)  
Arizona 15, Florida State 0 (5 innings)  
**College World Series, Oklahoma City:**  
Arizona 9, Princeton 1 (5 innings)  
Arizona 11, CS-Fullerton 0 (5 innings)  
Arizona 8, UNLV 0 (6 innings)  
UCLA 4, Arizona 2 - TITLE GAME
- 1996 **Tallahassee, Fla., Regional:**  
Arizona 8, Troy State 0 (5 innings)  
Arizona 9, Florida State 6  
Arizona 10, Florida State 3  
**College World Series, Columbus, Ga.**  
Arizona 5, Iowa 2  
Arizona 4, UCLA 0  
Arizona 10, Iowa 2 (6 innings)  
Arizona 6, Washington 4 - TITLE GAME
- 1997 **Tucson, Ariz., Regional:**  
Arizona 11, Rider 2 (5 innings)  
Arizona 2, Nebraska 0  
Arizona 5, Nebraska 1  
**College World Series, Oklahoma City:**  
Arizona 2, Massachusetts 1  
Arizona 2, UCLA 0  
Fresno State 3, Arizona 0  
Arizona 6, Fresno State 3  
Arizona 10, UCLA 2 (5 innings) - TITLE GAME
- 1998 **Tucson, Ariz. Regional:**  
Arizona 14, Niagara 0 (5 innings)  
Arizona 10, Pacific 0 (5 innings)  
Arizona 7, Pacific 0  
**College World Series, Oklahoma City:**  
Arizona 1, Oklahoma State 0  
Arizona 8, Washington 0 (5 innings)  
Arizona 5, Oklahoma State 0  
Fresno State 1, Arizona 0 - TITLE GAME
- 1999 **Tucson, Ariz. Regional:**  
Arizona 9, East Carolina 1 (5 innings)  
Arizona 8, Southwest Texas State 0  
Maryland 7, Arizona 3  
Arizona 6, Kansas 1  
Arizona 10, Maryland 0 (5 innings)  
Arizona 8, Maryland 0 (5 innings)  
**College World Series, Oklahoma City:**  
Arizona 3, California 0  
Washington 3, Arizona 0  
DePaul 1, Arizona 0
- 2000 **Tucson, Ariz. Regional:**  
Arizona 8, Middle Tennessee 0 (6 innings)  
Arizona 10, Massachusetts 0 (6 innings)  
Arizona 13, Nebraska 0 (5 innings)  
Arizona 5, Nebraska 0  
**College World Series, Oklahoma City:**  
Southern Mississippi 1, Arizona 0  
Arizona 6, California 0  
Arizona 4, Washington 2  
Oklahoma 1, Arizona 0
- 2001 **Tucson, Ariz. Regional:**  
Arizona 4, Saint Peter's 2  
Arizona 8, Texas Tech 0 (6 innings)  
Arizona 5, CS Fullerton 4  
Arizona 6, Southwest Texas State 2  
**College World Series, Oklahoma City:**  
Arizona 3, California 2  
Arizona 5, Oklahoma 4  
Arizona 1, Stanford 0  
Arizona 1, UCLA 0 - TITLE GAME
- 2002 **Region 2, Minneapolis:**  
Arizona 4, Boston University 1  
Arizona 4, Penn State 3  
Arizona 2, DePaul 0  
DePaul 6, Arizona 0  
Arizona 8, DePaul 0 (5 innings)  
**College World Series, Oklahoma City:**  
Arizona 1, Nebraska 0  
Arizona 1, Arizona State 0  
Arizona 6, Florida State 2 (11 innings)  
California 6, Arizona 0 - TITLE GAME
- 2003 **Region 1, Tucson, Ariz.:**  
Arizona 11, Colorado State 1  
Arizona 4, Minnesota 0  
Arizona 3, Texas A&M 0  
Arizona 10, Texas A&M 5  
**College World Series, Oklahoma City:**  
Arizona 3, Alabama 2  
Arizona 2, Washington 1  
California 2, Arizona 1  
California 4, Arizona 1
- 2004 **Region 1, Tucson, Ariz.:**  
Arizona 2, Centenary 1  
Arizona 4, Louisiana-Lafayette 0  
Oklahoma 3, Arizona 2  
Louisiana-Lafayette 5, Arizona 0
- 2005 **Region 3, Tucson, Ariz.:**  
Arizona 12, Lehigh 0  
Arizona 3, Oklahoma State 0  
Arizona 2, Oklahoma State 1 (8 innings)  
**Tucson Super Regional:**  
Arizona 6, Oklahoma 0  
Arizona 7, Oklahoma 6  
**College World Series, Oklahoma City:**  
Tennessee 1, Arizona 0  
Arizona 3, California 2 (12 innings)  
Texas 1, Arizona 0 (11 innings)

		<b>TEAM</b>	<b>NCAA</b>	<b>WCWS</b>
2006	<b>Region 3, Tucson, Ariz.:</b> Arizona 9, Marist 0 (5 innings) Arizona 6, Ohio State 3 Arizona 4, Auburn 2 <b>Tucson Super Regional:</b> Arizona 5, LSU 0 LSU 3, Arizona 2 Arizona 14, LSU 5 (5 innings) <b>College World Series, Oklahoma City:</b> Arizona 3, Oregon State 2 (9 innings) Arizona 2, Texas 0 Tennessee 1, Arizona 0 Arizona 6, Tennessee 0 CHAMPIONSHIP SERIES Arizona 8, Northwestern 0 Arizona 5, Northwestern 0	2010	<b>Region 10, Tucson, Ariz.:</b> Arizona 9, Cornell 0 (5 innings) Arizona 6, Hofstra 0 Arizona 10, Hofstra 6 (12 innings) <b>Tucson Super Regional:</b> Arizona 2, BYU 1 Arizona 10, BYU 2 (5 innings) <b>College World Series, Oklahoma City:</b> Tennessee 9, Arizona 0 (5 innings) Arizona 4, Washington 3 Arizona 5, Hawaii 1 Arizona 8, Tennessee 0 (5 innings) Arizona 5, Tennessee 2 CHAMPIONSHIP SERIES UCLA 6, Arizona 5 (8 innings) UCLA 15, Arizona 9	Adelphi 1-0 1-0 Alabama 1-2 1-2 Auburn 1-0 0-0 Arizona State 9-3 1-0 Baylor 1-0 1-0 Boston University 1-0 0-0 Brigham Young 2-0 0-0 California 5-3 5-3 Cal Poly Pomona 1-0 1-0 Cal State Fullerton 4-0 1-0 Cal State Northridge 1-0 1-0 Canisius 2-0 0-0 Centenary 1-0 0-0 Colorado State 1-0 0-0 Cornell 1-0 0-0 DePaul 3-2 1-1 East Carolina 1-0 0-0 Florida 0-1 0-1 Florida State 4-0 1-0 Fresno State 4-5 4-5 Hawaii 1-0 1-0 Harvard 1-0 0-0 Hofstra 4-0 0-0 Howard 1-0 0-0 Illinois-Chicago 1-0 1-0 Iowa 2-0 2-0 Kansas 2-0 1-0 Lehigh 1-0 0-0 Long Beach State 2-1 2-1 Louisiana-Lafayette 1-1 1-1 Louisville 1-0 0-0 LSU 2-1 0-0 Marist 1-0 0-0 Maryland 2-1 0-0 Massachusetts 2-0 1-0 Michigan 2-0 0-0 Middle Tennessee State 1-0 0-0 Minnesota 2-0 0-0 Mississippi State 1-0 0-0 Nebraska 6-0 1-0 New Mexico State 1-0 0-0 Niagara University 1-0 0-0 North Dakota State 1-0 0-0 Northwestern 2-0 2-0 Notre Dame 2-0 0-0 Ohio University 1-0 0-0 Ohio State 1-0 0-0 Oklahoma 5-5 1-1 Oklahoma State 5-2 3-2 Oregon 1-0 1-0 Oregon State 1-0 1-0 Pacific 3-0 0-0 Penn State 1-0 0-0 Purdue 1-0 0-0 Princeton 1-0 1-0 Rider 1-0 0-0 Saint Peter's 1-0 0-0 South Carolina 2-1 0-0 Southern Mississippi 0-1 0-1 Southwest Texas State 2-0 1-0 Southwestern Louisiana 1-1 1-1 Stanford 3-1 1-0 Tennessee 5-5 5-5 Tennessee-Martin 1-0 0-0 Texas 1-1 1-1 Texas A&M 4-0 0-0 Texas Tech 2-0 0-0 Troy State 1-0 0-0 UCLA 8-7 8-7 UNLV 2-0 2-0 Utah State 1-0 0-0 Washington 7-1 7-1
2007	<b>Region 1, Tucson, Ariz.:</b> Arizona 9, Howard 0 (5 innings) Arizona 8, Mississippi State 0 Arizona 7, Pacific 0 <b>Tucson Super Regional:</b> Arizona 11, Cal State Fullerton 6 Arizona 2, Cal State Fullerton 1 <b>College World Series, Oklahoma City:</b> Arizona 2, Baylor 1 (9 innings) Tennessee 1, Arizona 0 Arizona 3, DePaul 0 Arizona 2, Washington 0 Arizona 8, Washington 1 CHAMPIONSHIP SERIES Tennessee 1, Arizona 0 Arizona 1, Tennessee 0 (10 innings) Arizona 5, Tennessee 0	2011	<b>Region 8, Tucson, Ariz.:</b> Arizona 10, Harvard 0 (6 innings) Arizona 8, New Mexico State 0 Arizona 10, Texas Tech 2 (6 innings) <b>Tucson Super Regional</b> Oklahoma 6, Arizona 0 Oklahoma 5, Arizona 2	
2008	<b>Region 7, Hempstead, N.Y.:</b> Arizona 11, Canisius 0 (5 innings) Arizona 10, Hofstra 0 (5 innings) Arizona 5, Hofstra 0 <b>Tucson Super Regional:</b> Arizona 3, Oklahoma 1 Oklahoma 2, Arizona 0 Arizona 5, Oklahoma 2 <b>College World Series, Oklahoma City:</b> UCLA 1, Arizona 0 Alabama 5, Arizona 1	2012	<b>Region 13, Tucson, Ariz.:</b> Arizona 11, North Dakota State 0 (5 innings) Arizona 7, Notre Dame 2 Arizona 8, Notre Dame 3	
2009	<b>Region 9, Louisville, Ky.:</b> Arizona 9, UT-Martin 3 Arizona 18, Louisville 4 (5 innings) Arizona 4, Purdue 2 <b>Palo Alto Super Regional:</b> Stanford 6, Arizona 4 Arizona 7, Stanford 3 Arizona 6, Stanford 5 <b>College World Series, Oklahoma City:</b> Florida 3, Arizona 0 Alabama 14, Arizona 0 (5 innings)			

**2012 Arizona Softball**  
**Overall Statistics for Arizona (as of May 20, 2012)**  
**(All games Sorted by Batting avg)**

Record: 38-17 Home: 24-5 Away: 4-8 Neutral: 10-4 Pac-12: 12-12

Player	avg	gp-gs	ab	r	h	2b	3b	hr	rbi	tb	slg%	bb	hp	so	gdp	ob%	sf	sh	sb-att	po	a	e	fld%	
Wilson, Hallie	.354	54-54	181	37	64	12	0	2	28	82	.453	23	4	15	0	.435	1	0	0-1	42	4	0	1.000	
Buchanan, Karissa	.345	47-47	113	30	39	0	0	0	7	39	.345	18	4	9	1	.452	0	6	20-20	48	2	1	.980	
Pendley, Shelby	.339	55-55	168	39	57	7	0	19	55	121	.720	21	1	36	2	.416	0	0	1-1	94	103	11	.947	
Del Ponte, Brigette	.326	55-55	175	45	57	14	2	15	56	120	.686	22	1	25	0	.402	1	2	14-15	70	123	11	.946	
Koria, Lini	.317	55-55	145	37	46	6	0	16	35	100	.690	26	5	38	2	.435	1	6	1-1	265	15	1	.996	
Suitos, Chelsea	.313	53-53	150	32	47	4	0	0	11	51	.340	13	3	33	0	.380	0	9	13-14	30	3	1	.971	
Arriola, Kristen	.265	53-53	147	33	39	8	0	9	33	74	.503	18	2	22	2	.353	0	6	2-3	82	64	2	.986	
Goodacre, Chelsea	.262	53-52	141	17	37	5	0	8	24	66	.468	13	10	18	1	.364	1	0	0-0	110	5	2	.983	
Spigner, Jessica	.257	55-55	148	25	38	6	0	9	34	71	.480	31	10	38	1	.409	4	0	0-0	280	13	2	.993	
-----																								
Kirker, Baillie	.211	20-4	19	1	4	1	0	1	9	8	.421	5	0	9	0	.375	0	0	0-0	15	0	0	1.000	
Bryan, Nicole	.179	35-10	28	11	5	0	0	0	3	5	.179	4	1	8	0	.294	1	0	3-3	6	0	0	1.000	
Lavine, Alex	.130	40-4	23	1	3	0	0	1	5	6	.261	1	0	4	0	.167	0	1	0-0	11	0	1	.917	
Davis, Sam	.000	36-0	2	18	0	0	0	0	0	0	.000	0	0	1	0	.000	0	0	3-4	0	0	0	.000	
Fowler, Kenzie	.000	1-1	0	0	0	0	0	0	0	0	.000	0	0	0	0	.000	0	0	0-0	3	15	1	.947	
Babcock, Shelby	.000	2-2	0	0	0	0	0	0	0	0	.000	0	0	0	0	.000	0	0	0-0	11	27	1	.974	
Totals	.303	55	1440	326	436	63	2	80	300	743	.516	195	41	256	9	.399	9	30	57-62	1067	374	34	.977	
Opponents	.229	55	1332	166	305	41	4	35	157	459	.345	190	26	339	8	.335	5	28	20-26	1018	351	82	.943	

LOB - Team (371), Opp (349). DPs turned - Team (14), Opp (19). CI - Team (1), Goodacre 1. IBB - Team (1), Del Ponte 1, Opp (1). Picked off - Arriola 1, Bryan 1, Spigner 1, Del Ponte 1.

**(All games Sorted by Earned run avg)**

Player	era	w-l	app	gs	cg	sho	sv	ip	h	r	er	bb	so	2b	3b	hr	b/avg	wp	hp	bk	sfa	sha
Fowler, Kenzie	2.72	15-8	29	23	15	8/0	2	149.1	117	76	58	88	178	16	2	14	.212	7	13	0	2	11
Babcock, Shelby	2.92	21-9	37	30	22	7/0	1	189.1	170	83	79	96	157	23	2	20	.238	12	12	0	3	17
-----																						
Spigner, Jessica	2.88	2-0	6	2	2	1/0	0	17.0	18	7	7	6	4	2	0	1	.273	1	1	0	0	0
Totals	2.83	38-17	55	55	39	16/0	3	355.2	305	166	144	190	339	41	4	35	.229	20	26	0	5	28
Opponents	5.45	17-38	55	55	25	4/0	1	339.1	436	326	264	195	256	63	2	80	.303	25	41	4	9	30

PB - Team (12), Goodacre 8, Koria 4, Opp (10). Pickoffs - Team (2), Koria 1, Goodacre 1, Opp (4). SBA/ATT - Koria (18-22), Fowler (10-14), Babcock (9-11), Goodacre (2-4), Spigner (1-1).

**2012 Arizona Softball**  
**Overall Statistics for Arizona (as of May 20, 2012)**  
**(All games Sorted by Fielding pct)**

<b>Player</b>	<b>c</b>	<b>po</b>	<b>a</b>	<b>e</b>	<b>fld%</b>	<b>dp</b>	<b>sba</b>	<b>csb</b>	<b>sba%</b>	<b>pb</b>	<b>ci</b>
Wilson, Hallie	46	42	4	0	1.000	0	0	0	---	0	0
Kirker, Baillie	15	15	0	0	1.000	0	0	0	---	0	0
Bryan, Nicole	6	6	0	0	1.000	0	0	0	---	0	0
Koria, Lini	281	265	15	1	.996	2	18	4	.818	4	0
Spigner, Jessica	295	280	13	2	.993	11	1	0	1.000	0	0
Arriola, Kristen	148	82	64	2	.986	4	0	0	---	0	0
Goodacre, Chelsea	117	110	5	2	.983	0	2	2	.500	8	1
Buchanan, Karissa	51	48	2	1	.980	1	0	0	---	0	0
Babcock, Shelby	39	11	27	1	.974	0	9	2	.818	0	0
Suitos, Chelsea	34	30	3	1	.971	0	0	0	---	0	0
Fowler, Kenzie	19	3	15	1	.947	2	10	4	.714	0	0
Pendley, Shelby	208	94	103	11	.947	6	0	0	---	0	0
Del Ponte, Brigette	204	70	123	11	.946	8	0	0	---	0	0
Lavine, Alex	12	11	0	1	.917	0	0	0	---	0	0
Davis, Sam	0	0	0	0	.000	0	0	0	---	0	0
Totals	1475	1067	374	34	.977	14	20	6	.769	12	1
Opponents	1451	1018	351	82	.943	19	57	5	.919	10	0

Hitting minimums - 1 Games 1.0 AB/Game

Pitching minimums - 1 Games 1.0 IP/Game

**2012 Arizona Softball**  
**Overall Statistics for Arizona (as of May 20, 2012)**  
**(All games - Series NCAA Sorted by Batting avg)**

Record: 3-0 Home: 3-0 Away: 0-0 Pac-12: 0-0

Player	avg	gp-gs	ab	r	h	2b	3b	hr	rbi	tb	slg%	bb	hp	so	gdp	ob%	sf	sh	sb-att	po	a	e	fld%		
Del Ponte, Brigette	.778	3-3	9	5	7	0	1	1	5	12	1.333	1	1	0	0	.818	0	0	3-3	6	5	0	1.000		
Arriola, Kristen	.600	3-3	10	3	6	2	0	1	6	11	1.100	0	0	1	0	.600	0	0	0-1	3	4	0	1.000		
Buchanan, Karissa	.500	3-3	10	4	5	0	0	0	2	5	.500	1	1	1	0	.583	0	0	1-1	4	0	1	.800		
Wilson, Hallie	.333	3-3	12	1	4	0	0	0	2	4	.333	0	0	1	0	.333	0	0	0-0	3	0	0	1.000		
Goodacre, Chelsea	.300	3-3	10	4	3	0	0	2	3	9	.900	1	0	1	0	.364	0	0	0-0	0	0	0	.000		
Spigner, Jessica	.250	3-3	8	4	2	0	0	1	1	5	.625	2	1	2	0	.455	0	0	0-0	14	1	0	1.000		
Pendley, Shelby	.222	3-3	9	1	2	0	0	1	2	5	.556	2	0	2	0	.364	0	0	1-1	6	4	2	.833		
Suitos, Chelsea	.200	3-3	5	2	1	0	0	0	1	1	.200	2	0	1	0	.429	0	1	1-1	2	0	0	1.000		
Koria, Lini	.125	3-3	8	2	1	0	0	0	2	1	.125	1	0	2	0	.222	0	2	0-0	18	0	0	1.000		
-----																									
Lavine, Alex	.000	3-0	1	0	0	0	0	0	0	0	.000	0	0	1	0	.000	0	0	0-0	1	0	0	1.000		
Bryan, Nicole	.000	3-0	1	0	0	0	0	0	0	0	.000	1	0	0	0	.500	0	0	1-1	0	0	0	.000		
Totals	.373	3	83	26	31	2	1	6	24	53	.639	11	3	12	0	.464	0	3	7-8	57	16	3	.961		
Opponents	.286	3	77	5	22	4	0	1	5	29	.377	2	0	16	0	.300	1	2	1-1	54	11	4	.942		

LOB - Team (20), Opp (20). Picked off - Bryan 1.

**(All games - Series NCAA Sorted by Earned run avg)**

Player	era	w-l	app	gs	cg	sho	sv	ip	h	r	er	bb	so	2b	3b	hr	b/avg	wp	hp	bk	sfa	sha
Fowler, Kenzie	1.17	1-0	1	1	0	0/0	0	6.0	8	2	1	0	6	1	0	0	.308	0	0	0	0	1
Babcock, Shelby	1.62	2-0	3	2	2	1/0	0	13.0	14	3	3	2	10	3	0	1	.275	0	0	0	1	1
Totals	1.47	3-0	3	3	2	1/0	0	19.0	22	5	4	2	16	4	0	1	.286	0	0	0	1	2
Opponents	7.39	0-3	3	3	0	0/0	0	18.0	31	26	19	11	12	2	1	6	.373	0	3	0	0	3

PB - Team (0), Opp (2). Pickoffs - Team (0), Opp (1). SBA/ATT - Koria (1-1), Babcock (1-1).

**2012 Arizona Softball**  
**Overall Statistics for Arizona (as of May 20, 2012)**  
**(All games - Series NCAA Sorted by Fielding pct)**

Player	c	po	a	e	fld%	dp	sba	csb	sba%	pb	ci
Koria, Lini	18	18	0	0	1.000	0	1	0	1.000	0	0
Spigner, Jessica	15	14	1	0	1.000	0	0	0	---	0	0
Del Ponte, Brigette	11	6	5	0	1.000	0	0	0	---	0	0
Arriola, Kristen	7	3	4	0	1.000	0	0	0	---	0	0
Wilson, Hallie	3	3	0	0	1.000	0	0	0	---	0	0
Suitos, Chelsea	2	2	0	0	1.000	0	0	0	---	0	0
Babcock, Shelby	2	0	2	0	1.000	0	1	0	1.000	0	0
Lavine, Alex	1	1	0	0	1.000	0	0	0	---	0	0
Pendley, Shelby	12	6	4	2	.833	0	0	0	---	0	0
Buchanan, Karissa	5	4	0	1	.800	0	0	0	---	0	0
Fowler, Kenzie	0	0	0	0	.000	0	0	0	---	0	0
Goodacre, Chelsea	0	0	0	0	.000	0	0	0	---	0	0
Bryan, Nicole	0	0	0	0	.000	0	0	0	---	0	0
Totals	76	57	16	3	.961	0	1	0	1.000	0	0
Opponents	69	54	11	4	.942	0	7	1	.875	2	0

Hitting minimums - 1 Games 1.0 AB/Game

Pitching minimums - 1 Games 1.0 IP/Game

**2012 Arizona Softball**  
**Team Game-by-Game for Arizona (as of May 21, 2012)**  
**Batting (All games)**

Date	Opponent	ab	r	h	rbi	2b	3b	hr	bb	ibb	sb	cs	hbp	sac	sf	gdp	k	po	a	e	avg
Feb 09	vs McNeese State	27	8	10	8	2	0	3	4	0	1	0	2	0	0	0	6	21	5	1	.370
Feb 10	vs Georgia Tech	25	1	5	1	1	0	0	3	0	2	0	0	1	0	1	2	21	9	1	.288
Feb 10	vs Nebraska	33	10	11	10	2	0	4	3	0	0	2	0	0	0	0	7	20	5	3	.306
Feb 11	vs Syracuse	25	11	10	10	2	0	3	6	0	1	0	0	0	1	0	3	15	8	0	.327
Feb 11	vs Texas A&M	26	4	9	4	2	0	1	4	0	0	0	1	4	0	0	10	21	5	0	.331
Feb 12	vs Cal State Northridge	25	8	8	5	2	0	0	6	0	0	0	2	0	0	0	2	18	6	0	.329
Feb 17	ALABAMA BIRMINGHA	24	7	7	7	1	0	2	8	0	1	0	1	2	0	1	1	21	1	1	.324
Feb 17	NORTH DAKOTA	24	14	10	12	4	0	2	3	0	1	0	2	0	1	0	2	15	5	0	.335
Feb 18	SOUTHERN UTAH	25	9	11	9	3	0	0	2	0	1	0	1	0	0	0	6	15	4	0	.346
Feb 18	WESTERN KENTUCKY	28	6	9	6	2	0	1	7	0	0	1	0	0	0	0	5	21	6	0	.344
Feb 19	SOUTHERN UTAH	20	8	9	8	1	0	2	3	0	3	0	1	1	0	0	0	15	6	0	.351
Feb 23	vs Fresno State	25	9	9	8	0	0	1	6	0	2	0	0	0	0	1	0	18	6	0	.352
Feb 23	vs Georgia	23	0	2	0	0	0	0	4	0	0	0	0	1	0	0	4	21	7	0	.333
Feb 24	vs Oklahoma State	26	8	9	8	1	0	4	3	0	2	0	1	0	0	1	3	18	6	0	.334
Feb 25	vs Fordham	23	3	6	3	2	0	0	1	0	2	0	1	0	1	0	7	21	5	0	.330
Feb 25	vs Syracuse	22	5	4	4	0	0	1	5	0	1	0	0	1	0	1	5	21	6	0	.322
Feb 26	vs Long Beach State	26	4	5	2	1	0	0	9	0	0	1	0	1	1	0	4	21	11	0	.314
Mar 02	COL. OF CHARLESTON	25	9	12	9	5	0	2	1	0	0	0	2	0	0	0	1	15	2	0	.323
Mar 03	COL. OF CHARLESTON	26	8	11	8	3	0	1	2	0	2	0	0	0	0	0	3	15	2	0	.328
Mar 04	COL. OF CHARLESTON	24	5	7	4	0	0	1	7	0	6	1	0	0	0	0	2	21	6	0	.327
Mar 16	vs UC Davis	24	8	7	8	2	0	1	4	0	2	0	4	0	0	0	4	18	11	2	.325
Mar 16	vs Iowa	27	6	6	2	1	0	1	6	0	1	0	0	2	0	0	7	21	8	0	.320
Mar 21	NEW MEXICO STATE	27	5	7	5	0	0	2	2	0	2	0	1	0	0	0	2	21	8	2	.317
Mar 21	NEW MEXICO STATE	27	6	9	6	3	0	0	3	0	0	0	0	2	0	0	6	21	11	1	.318
*Mar 23	at Arizona State	27	2	7	2	1	0	0	3	0	2	0	3	1	1	0	8	21	9	0	.315
*Mar 24	at Arizona State	30	6	6	6	1	0	2	1	0	1	0	0	0	0	0	7	18	7	0	.310
*Mar 25	at Arizona State	28	6	6	5	1	0	1	3	0	0	0	2	0	0	0	7	18	10	1	.306
Mar 27	SAN DIEGO STATE	22	8	9	8	1	0	3	1	0	1	0	0	0	0	1	2	15	10	0	.310
Mar 28	SAN DIEGO STATE	27	8	9	8	0	0	3	3	0	0	1	0	1	1	0	7	24	9	0	.310
*Mar 30	STANFORD	22	1	2	1	0	1	0	4	0	0	0	0	1	0	0	9	21	9	1	.304
*Mar 31	STANFORD	20	9	8	9	0	0	3	5	1	0	0	0	1	0	0	4	15	7	0	.307
*Apr 01	STANFORD	22	3	5	3	0	0	2	1	0	0	0	0	1	0	0	7	21	6	0	.304
*Apr 05	at Washington	27	2	5	2	1	0	0	4	0	2	0	2	0	0	0	9	21	13	0	.300
*Apr 06	at Washington	28	5	6	2	1	0	1	3	0	1	0	0	0	0	0	7	21	10	1	.298
*Apr 07	at Washington	26	5	6	5	0	0	2	7	0	1	0	0	1	0	0	9	18	5	0	.296
*Apr 10	UTAH	28	8	11	8	2	0	2	2	0	2	0	1	1	0	1	3	18	4	1	.299
*Apr 10	UTAH	23	3	6	3	0	0	2	4	0	0	0	0	0	0	0	7	21	7	0	.298
*Apr 11	UTAH	24	4	7	2	0	0	1	2	0	4	0	0	1	0	0	3	21	9	2	.298
*Apr 13	at California	25	0	6	0	0	0	0	0	0	0	0	0	0	0	1	10	18	6	2	.296
*Apr 14	at California	34	8	13	7	1	0	0	3	0	0	0	1	1	0	0	8	21	6	0	.299
*Apr 15	at California	24	0	3	0	1	0	0	1	0	0	0	1	0	0	0	5	18	10	0	.295
Apr 18	NEW MEXICO	30	8	10	8	0	0	5	3	0	0	0	1	0	0	0	2	21	7	0	.296
Apr 18	NEW MEXICO	26	5	7	4	2	0	2	6	0	0	0	1	0	1	0	0	21	1	0	.295
*Apr 27	OREGON	29	7	11	7	1	0	3	3	0	0	0	0	1	1	0	3	21	9	1	.298
*Apr 28	OREGON	31	7	10	7	2	0	0	4	0	0	0	0	0	0	0	3	21	10	5	.298
*Apr 29	OREGON	35	5	12	5	1	0	1	1	0	1	0	1	0	0	0	4	24	11	0	.300
*May 04	at UCLA	27	4	6	4	1	0	2	2	0	1	0	0	0	0	0	6	18	7	2	.298
*May 05	at UCLA	26	2	6	2	0	0	0	4	0	1	0	1	1	0	1	5	18	7	2	.296
*May 06	at UCLA	29	7	9	6	0	0	2	2	0	0	0	0	0	1	0	3	21	5	0	.297
*May 10	OREGON STATE	30	12	15	12	2	0	3	5	0	0	0	1	0	0	0	3	18	6	1	.301
*May 11	OREGON STATE	24	0	4	0	1	0	0	3	0	0	0	0	1	0	0	5	21	3	1	.299
*May 12	OREGON STATE	26	3	7	3	1	0	2	2	0	3	0	2	0	0	0	6	21	6	0	.298
May 18	NORTH DAKOTA STAT	16	11	5	9	1	1	1	8	0	5	1	3	2	0	0	3	15	3	0	.299
May 19	NOTRE DAME	32	7	12	7	1	0	1	2	0	2	0	0	1	0	0	6	21	5	2	.300
May 20	NOTRE DAME	35	8	14	8	0	0	4	1	0	0	0	0	0	0	0	3	21	8	1	.303
Totals		1440	326	436	300	63	2	80	195	1	57	5	41	30	9	9	256	1067	374	34	.303

**2012 Arizona Softball**  
**Team Game-by-Game for Arizona (as of May 21, 2012)**  
**Pitching (All games)**

Date	Opponent	ip	h	r	er	bb	so	2b	3b	hr	wp	bk	hbp	dp	ibb	score	w-l	sv	era
Feb 09	vs McNeese State	7.0	6	1	1	3	9	2	0	1	0	0	0	0	0	8-1	1-0	0	1.00
Feb 10	vs Georgia Tech	7.0	5	2	2	6	5	1	0	0	0	0	0	0	0	1-2	1-1	0	1.50
Feb 10	vs Nebraska	6.2	12	11	9	8	10	1	0	1	2	0	1	0	0	10-11	1-2	0	4.06
Feb 11	vs Syracuse	5.0	3	1	1	1	2	0	0	0	0	0	0	0	0	11-1	2-2	0	3.55
Feb 11	vs Texas A&M	7.0	6	5	4	5	8	0	0	2	0	0	1	0	0	4-5	2-3	0	3.64
Feb 12	vs Cal State Northridge	6.0	3	0	0	4	7	1	0	0	3	0	0	1	0	8-0	3-3	0	3.08
Feb 17	ALABAMA BIRMINGHA	7.0	1	0	0	3	11	1	0	0	0	0	1	0	0	7-0	4-3	0	2.61
Feb 17	NORTH DAKOTA	5.0	5	2	2	1	7	2	0	0	1	0	0	1	0	14-2	5-3	0	2.62
Feb 17	SOUTHERN UTAH	5.0	4	1	1	3	6	2	0	0	0	0	0	0	0	9-1	6-3	0	2.51
Feb 18	WESTERN KENTUCKY	7.0	6	4	4	4	8	1	0	1	0	0	0	2	0	6-4	7-3	0	2.68
Feb 19	SOUTHERN UTAH	5.0	3	0	0	1	1	1	0	0	0	0	1	0	0	8-0	8-3	0	2.48
Feb 23	vs Fresno State	6.0	3	0	0	1	3	1	0	0	0	0	0	0	0	9-0	9-3	0	2.28
Feb 23	vs Georgia	7.0	6	3	3	5	8	1	0	2	0	0	2	1	0	0-3	9-4	0	2.34
Feb 24	vs Oklahoma State	6.0	2	0	0	2	9	1	0	0	0	0	0	0	0	8-0	10-4	0	2.18
Feb 25	vs Fordham	7.0	7	2	2	5	9	0	0	0	0	0	0	0	0	3-2	11-4	1	2.17
Feb 25	vs Syracuse	7.0	6	0	0	6	10	0	0	0	1	0	1	1	0	5-0	12-4	1	2.02
Feb 26	vs Long Beach State	7.0	2	0	0	1	6	0	0	0	0	0	0	0	0	4-0	13-4	1	1.89
Mar 02	COL. OF CHARLESTON	5.0	2	0	0	2	12	1	0	0	0	0	0	0	0	9-0	14-4	1	1.80
Mar 03	COL. OF CHARLESTON	5.0	0	0	0	1	6	0	0	0	0	0	0	0	0	8-0	15-4	1	1.73
Mar 04	COL. OF CHARLESTON	7.0	1	0	0	3	8	0	0	0	0	0	1	0	0	5-0	16-4	1	1.63
Mar 16	vs UC Davis	6.0	3	0	0	1	2	0	0	0	1	0	1	0	0	8-0	17-4	1	1.55
Mar 16	vs Iowa	7.0	3	1	1	2	9	0	0	0	0	0	1	0	0	6-1	18-4	1	1.53
Mar 21	NEW MEXICO STATE	7.0	5	9	6	5	9	0	0	3	2	0	1	0	0	5-9	18-5	1	1.74
Mar 21	NEW MEXICO STATE	7.0	7	3	3	3	5	0	0	1	1	0	0	0	0	6-3	19-5	1	1.80
*Mar 23	at Arizona State	7.0	4	4	4	6	4	1	0	2	0	0	0	0	0	2-4	19-6	1	1.90
*Mar 24	at Arizona State	6.0	6	9	9	10	8	1	0	1	1	0	0	1	0	6-9	19-7	1	2.21
*Mar 25	at Arizona State	6.0	9	7	7	7	2	2	0	1	0	0	0	0	0	6-7	19-8	1	2.42
Mar 27	SAN DIEGO STATE	5.0	6	0	0	0	1	0	0	0	0	0	0	0	0	8-0	20-8	1	2.35
Mar 28	SAN DIEGO STATE	8.0	8	6	6	4	6	1	1	2	0	0	0	1	0	8-6	21-8	1	2.48
*Mar 30	STANFORD	7.0	8	4	2	2	4	0	0	0	0	0	0	0	0	1-4	21-9	1	2.46
*Mar 31	STANFORD	5.0	7	1	1	1	7	0	1	0	0	0	0	0	0	9-1	22-9	1	2.43
*Apr 01	STANFORD	7.0	3	1	1	2	7	0	0	1	0	0	0	0	1	3-1	23-9	1	2.38
*Apr 05	at Washington	7.0	5	0	0	8	4	0	1	0	1	0	2	1	0	2-0	24-9	1	2.30
*Apr 06	at Washington	7.0	7	3	3	6	4	1	0	0	0	0	0	0	0	5-3	25-9	1	2.33
*Apr 07	at Washington	6.0	9	7	7	4	5	1	0	1	0	0	1	0	0	5-7	25-10	1	2.48
*Apr 10	UTAH	6.0	2	0	0	2	6	0	0	0	0	0	0	0	0	8-0	26-10	1	2.42
*Apr 10	UTAH	7.0	6	1	1	2	4	1	0	1	1	0	0	0	0	3-1	27-10	1	2.38
*Apr 11	UTAH	7.0	3	2	2	5	4	1	0	0	0	0	0	1	0	4-2	28-10	2	2.37
*Apr 13	at California	6.0	2	2	0	5	6	0	0	0	1	0	0	0	0	0-2	28-11	2	2.31
*Apr 14	at California	7.0	3	3	3	4	6	0	0	1	1	0	1	1	0	8-3	29-11	2	2.33
*Apr 15	at California	6.0	7	6	6	2	6	1	0	2	0	0	2	0	0	0-6	29-12	2	2.43
Apr 18	NEW MEXICO	7.0	4	1	1	3	3	0	0	1	0	0	1	0	0	8-1	30-12	2	2.40
Apr 18	NEW MEXICO	7.0	3	0	0	1	11	0	0	0	0	0	0	0	0	5-0	31-12	2	2.34
*Apr 27	OREGON	7.0	13	11	10	4	4	3	0	2	0	0	1	0	0	7-11	31-13	2	2.53
*Apr 28	OREGON	7.0	13	12	11	7	5	1	0	2	2	0	2	1	0	7-12	31-14	2	2.73
*Apr 29	OREGON	8.0	9	4	4	4	7	2	0	1	1	0	0	0	0	5-4	32-14	2	2.75
*May 04	at UCLA	6.0	8	10	4	7	5	1	0	2	0	0	1	0	0	4-10	32-15	2	2.79
*May 05	at UCLA	6.0	8	7	7	9	5	2	0	0	0	0	0	0	0	2-7	32-16	2	2.89
*May 06	at UCLA	7.0	9	6	6	4	7	0	0	2	1	0	1	1	0	7-6	33-16	3	2.96
*May 10	OREGON STATE	6.0	6	4	4	1	5	1	0	0	0	0	1	1	0	12-4	34-16	3	2.99
*May 11	OREGON STATE	7.0	9	4	1	1	8	1	1	0	0	0	2	0	0	0-4	34-17	3	2.95
*May 12	OREGON STATE	7.0	5	1	1	1	9	0	0	1	0	0	0	0	0	3-1	35-17	3	2.91
May 18	NORTH DAKOTA STAT	5.0	7	0	0	1	6	1	0	0	0	0	0	0	0	11-0	36-17	3	2.87
May 19	NOTRE DAME	7.0	8	2	1	0	7	1	0	0	0	0	0	0	0	7-2	37-17	3	2.83
May 20	NOTRE DAME	7.0	7	3	3	1	3	2	0	1	0	0	0	0	0	8-3	38-17	3	2.83
Totals		355.2	305	166	144	190	339	41	4	35	20	0	26	14	1	326-166	38-17	3	2.83